

## DAZ4 antibody, N-term

Cat. No. GTX47419

宿主	Rabbit
克隆	Polyclonal
同种型	IgG
实验应用	WB, IHC-P
种属反应	Human

## 实验应用

## 应用说明

\*最佳稀释倍数与浓度应由研究人员确认

Suggested dilution	Recommended dilution
WB	0.2-2.5 ug/ml
IHC-P	2-10 ug/ml

以下为常规应用缩写的中文注解

WB: 免疫印迹

ICC/IF: 细胞染色

IHC-P: 石蜡切片

IHC-Fr: 冰冻切片

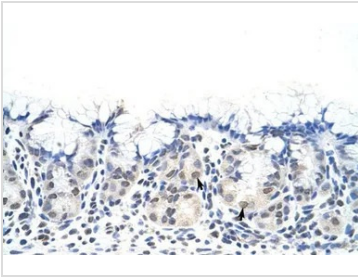
## 属性

形式	Liquid
存储溶液	PBS, 2% Sucrose
保存剂	0.09% Sodium azide
存放说明	Store as concentrated solution. Centrifuge briefly prior to opening vial. For short-term storage (1-2 weeks), store at 4°C. For long-term storage, aliquot and store at -20°C or below. Avoid multiple freeze-thaw cycles.
浓度	0.5-1 mg/ml (Please refer to the vial label for the specific concentration.)
偶联	Unconjugated
注意事项	仅供实验室使用。不适用于人类或动物的任何临床，治疗或诊断用途。不适合动物或人类食用。

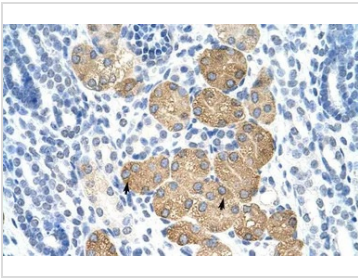


For full product information, images and publications, please visit our [website](#).

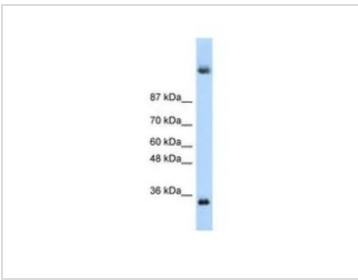
## 產品圖片

**GTX47419 IHC-P Image**

IHC-P analysis of human stomach tissue using GTX47419 DAZ4 antibody at 4.0-8.0 $\mu$ g/ml.

**GTX47419 IHC-P Image**

IHC-P analysis of human kidney tissue using GTX47419 DAZ4 antibody at 4.0-8.0 $\mu$ g/ml.

**GTX47419 WB Image**

WB analysis of HepG2 cells using GTX47419 DAZ4 antibody at 0.2-1 $\mu$ g/ml.



For full product information, images and publications, please visit our [website](#).