


Quality Antibodies · Quality Results



# Antibodies for Hypoxia Research



[www.genetex.com](http://www.genetex.com)

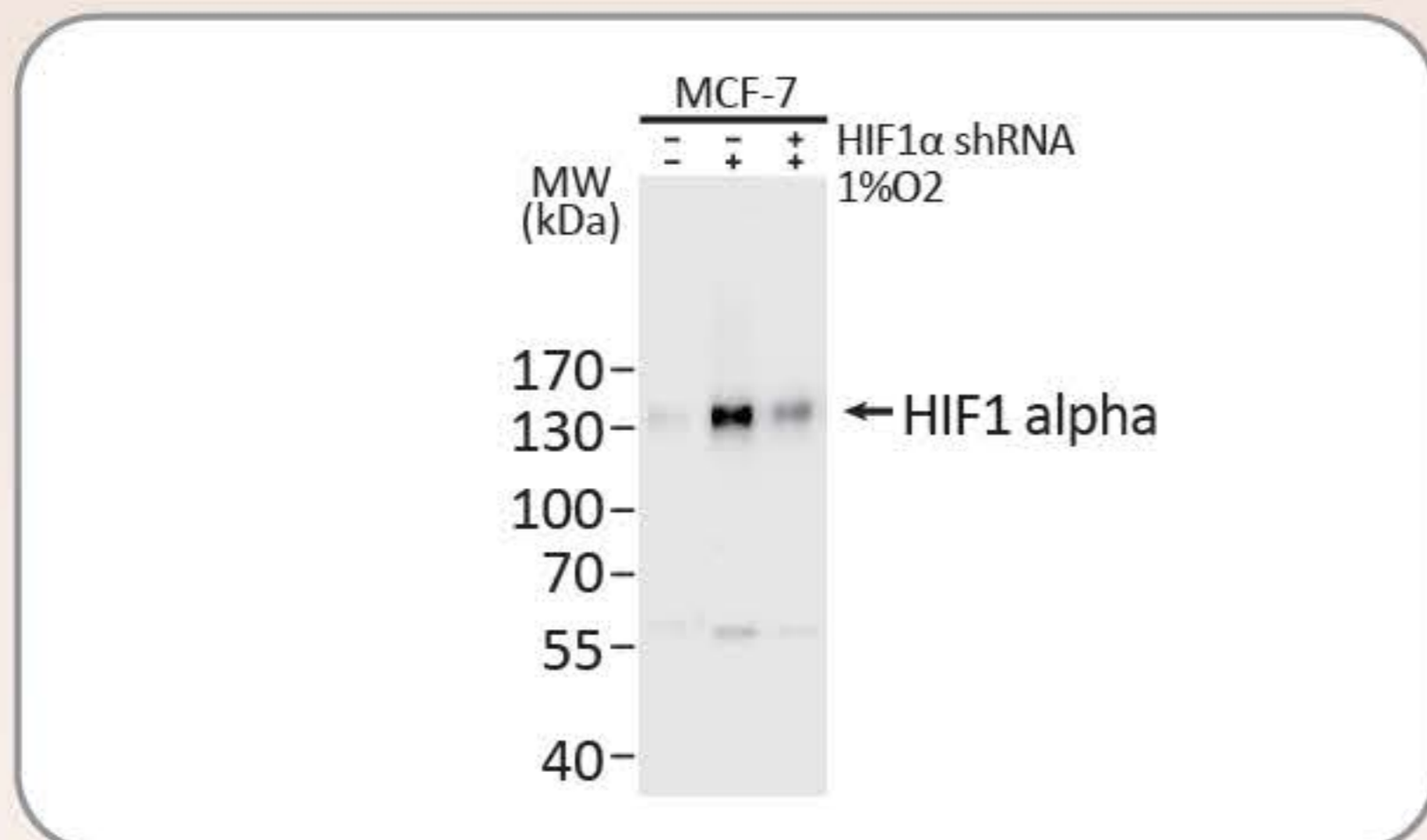
We are committed to the most stringent standards of product performance and are dedicated to the goal of accelerating your discovery in virus research.



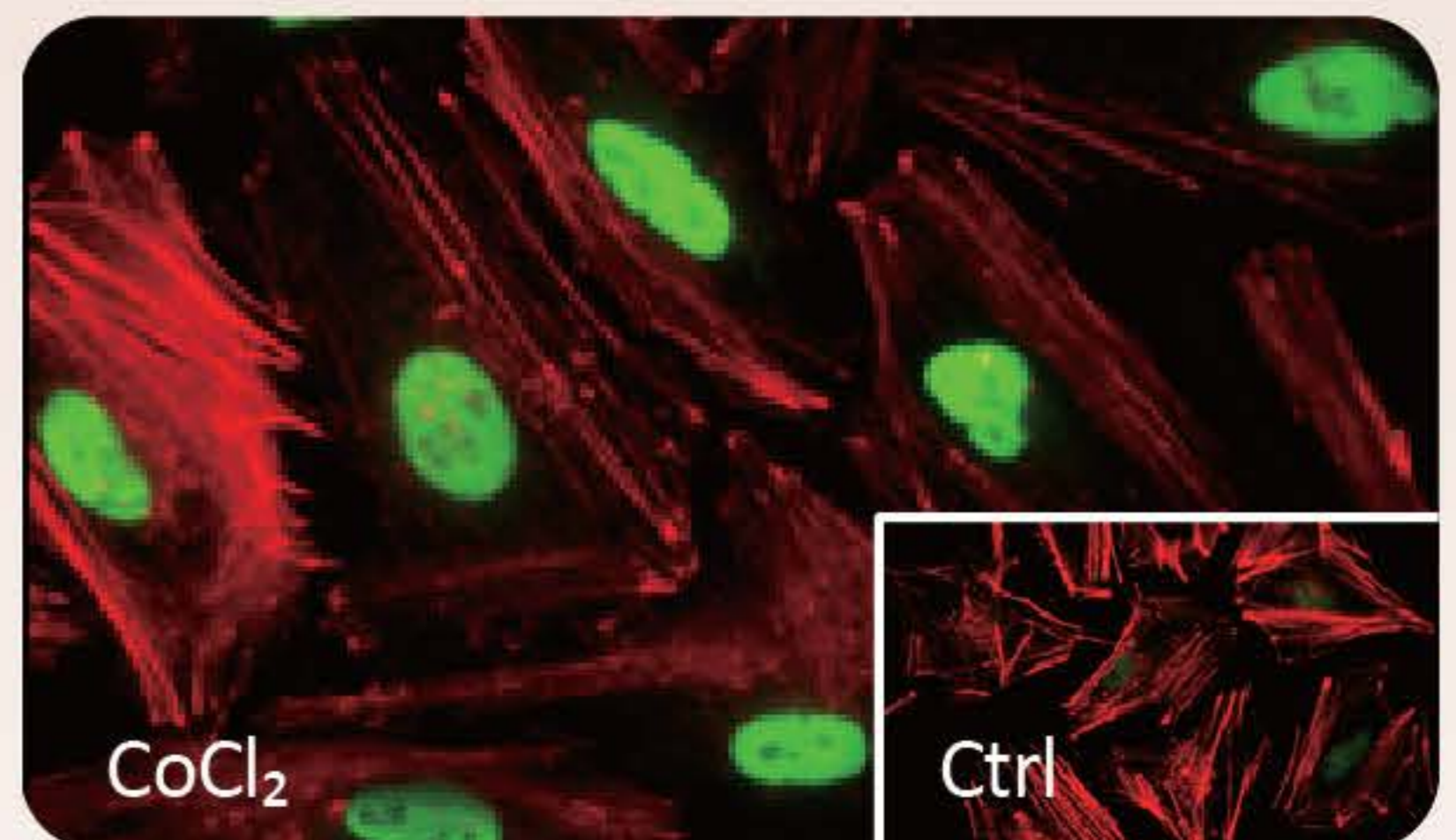
[www.GeneTex.com](http://www.GeneTex.com)

# HIF1 alpha antibody

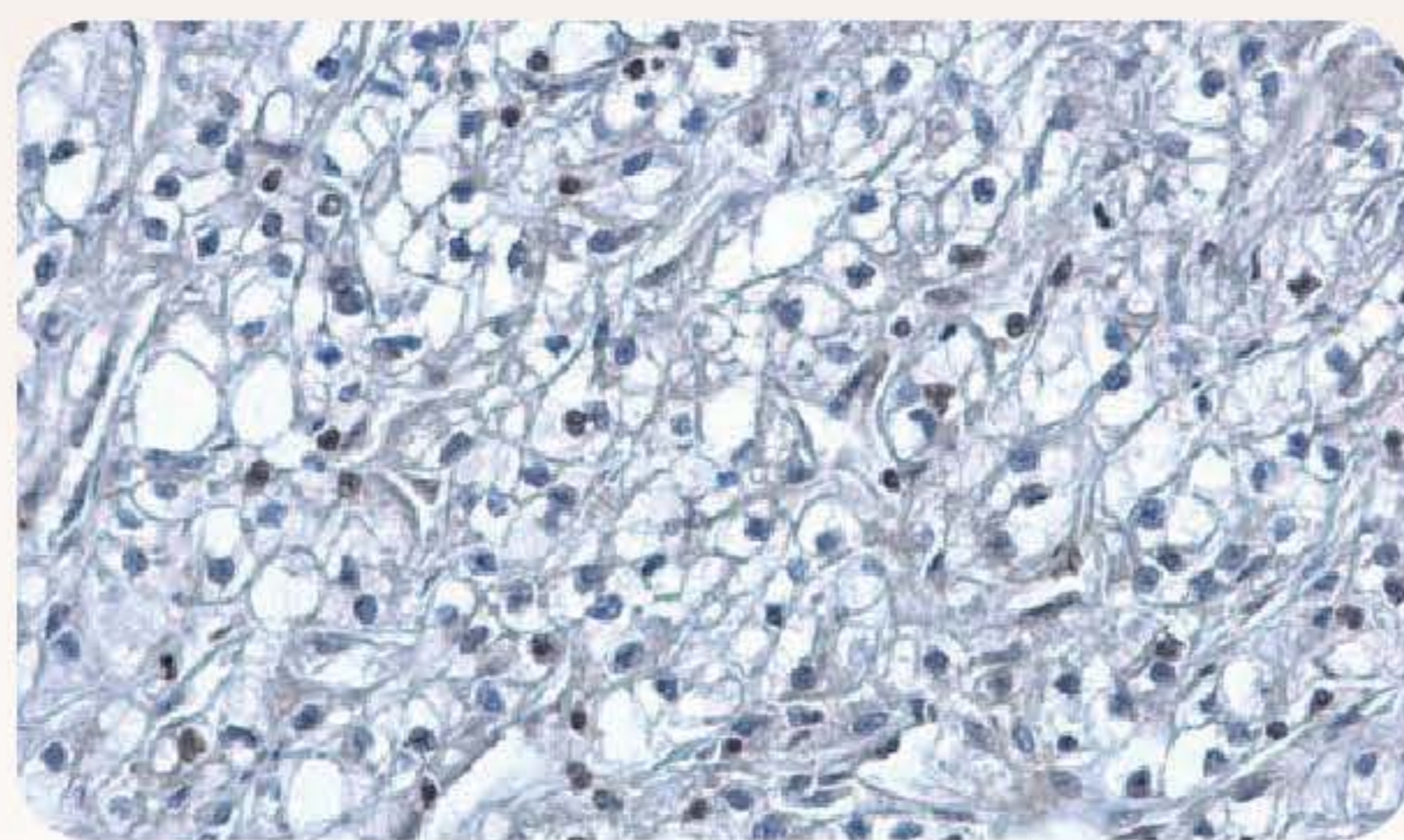
Cat. No.	Product Name	Clonality	Applications
GTX127309	HIF1 alpha antibody	Rb pAb	WB, ICC/IF, IHC-P, IHC-Fr, IP, ChIP assay
GTX628480	HIF1 alpha antibody [GT10211]	Ms mAb	WB, ICC/IF, IHC-P, IP
GTX30105	HIF1 alpha antibody [H1alpha67]	Ms mAb	WB, ICC/IF, IHC-P, IHC-Fr, FACS, IP, ELISA, ChIP assay, Activation, Gel supershift assays, IHC
GTX30647	HIF1 alpha antibody	Rb pAb	WB, ICC/IF, IHC-P, IHC-Fr, FACS, IP, ChIP assay



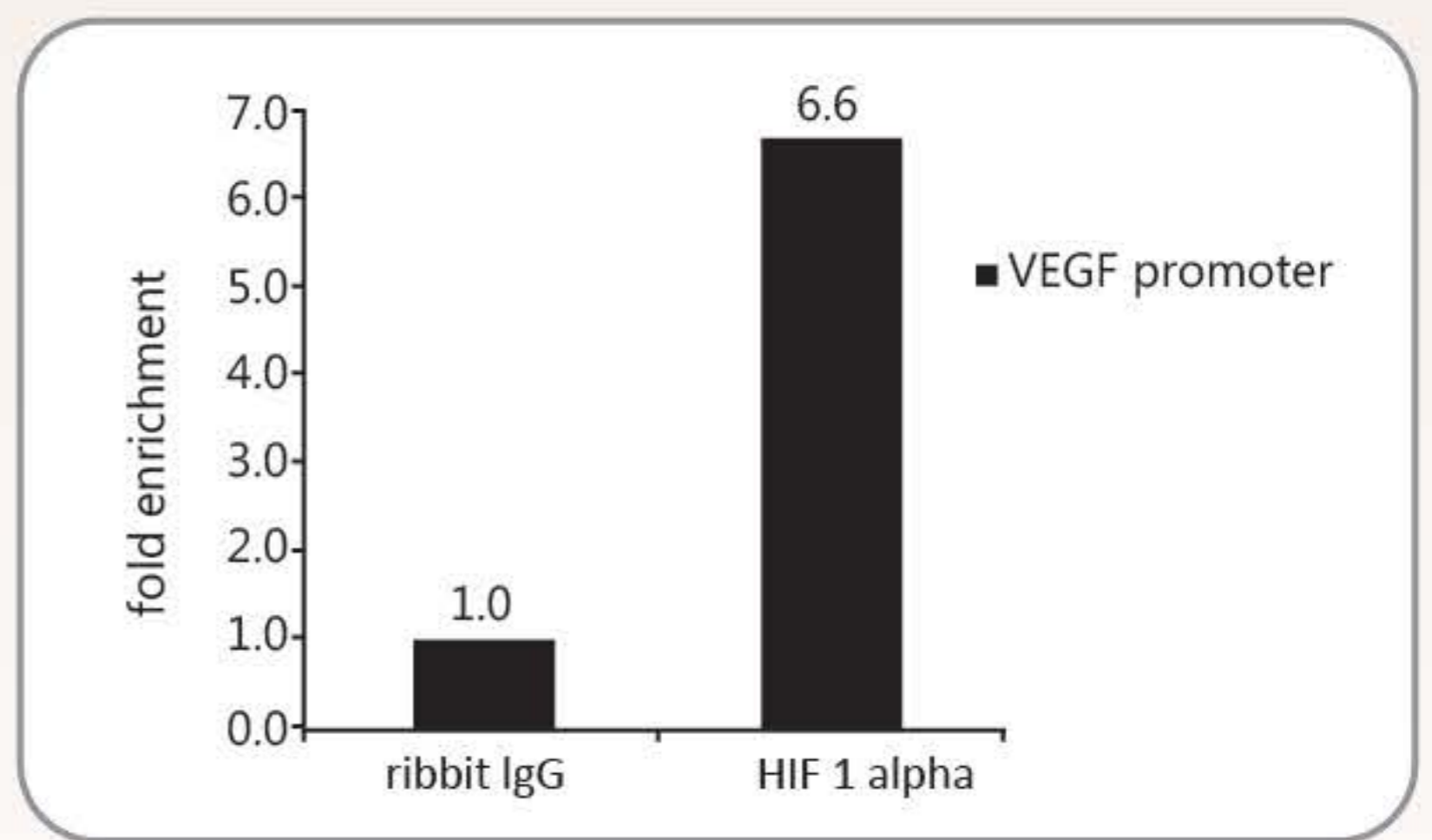
HIF1 alpha antibody (GTX127309)



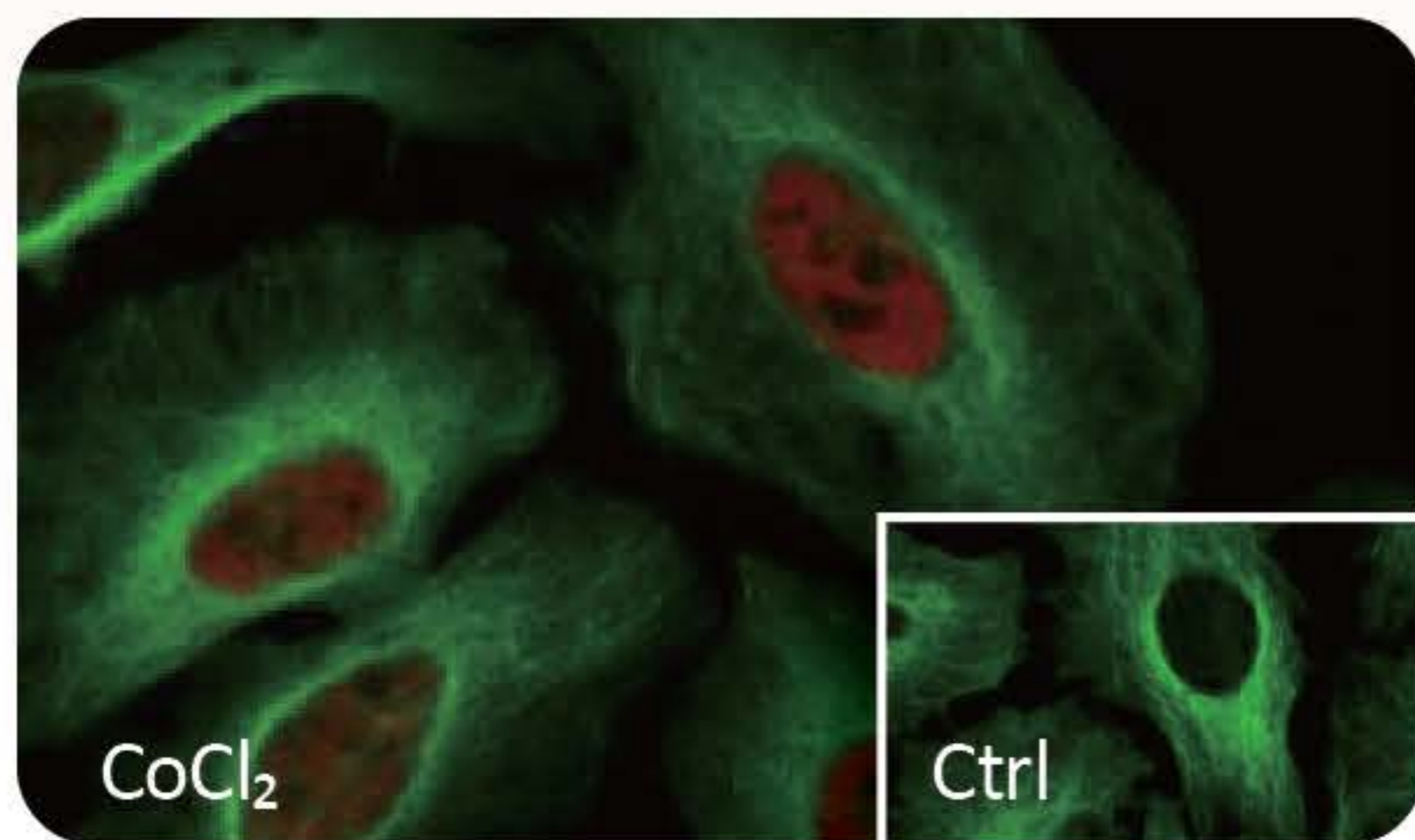
HIF1 alpha antibody (GTX127309)



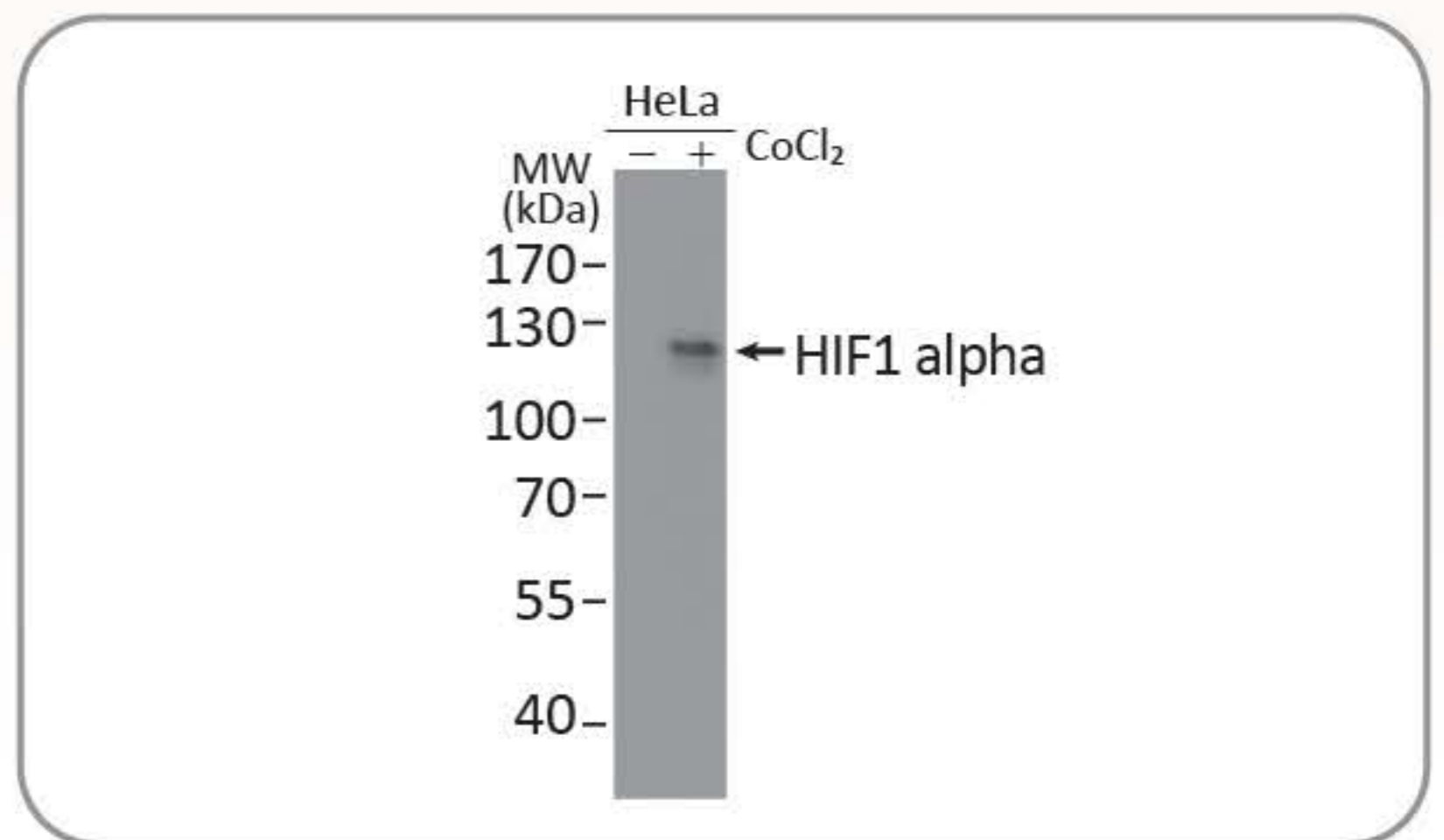
HIF1 alpha antibody (GTX127309)



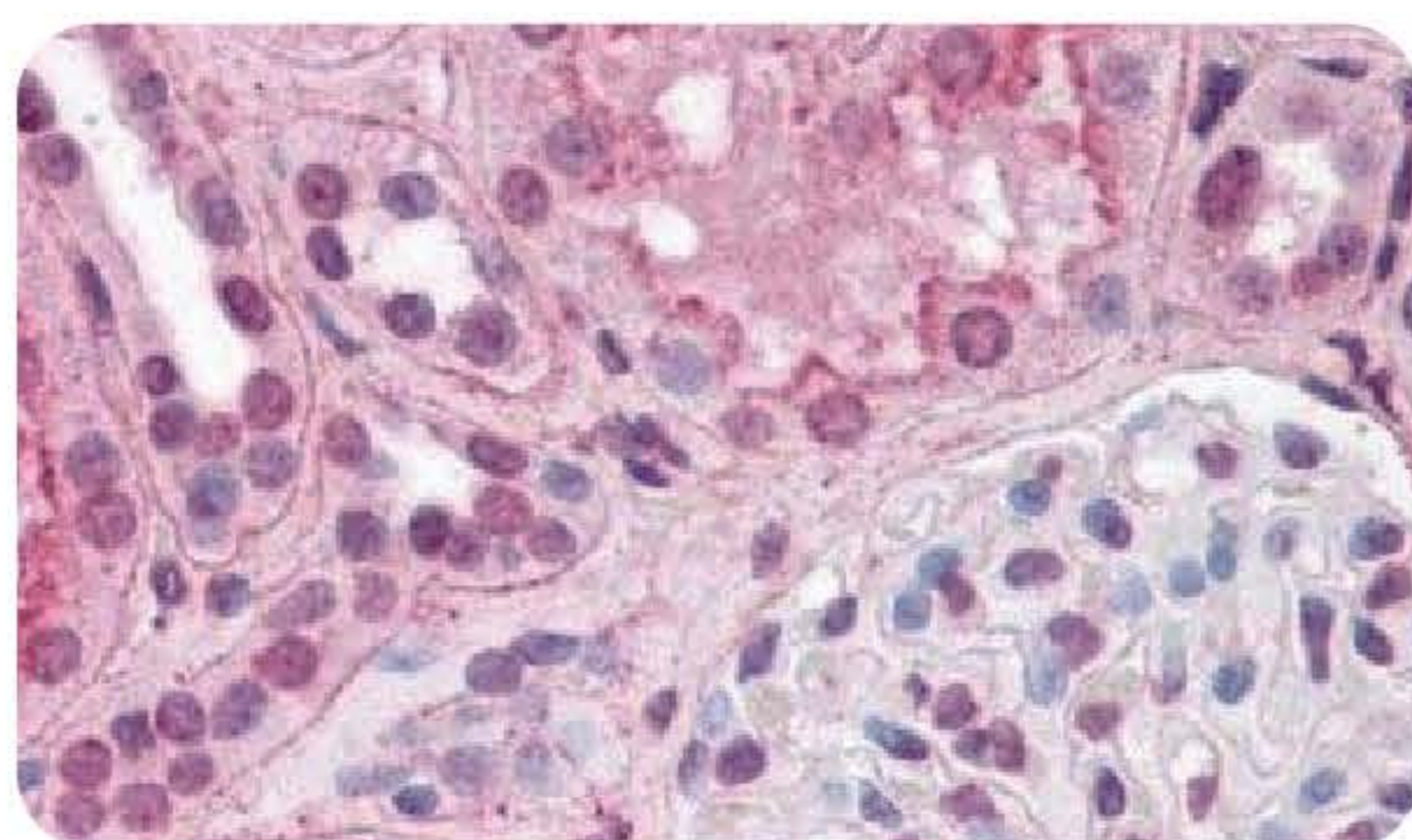
HIF1 alpha antibody (GTX127309)



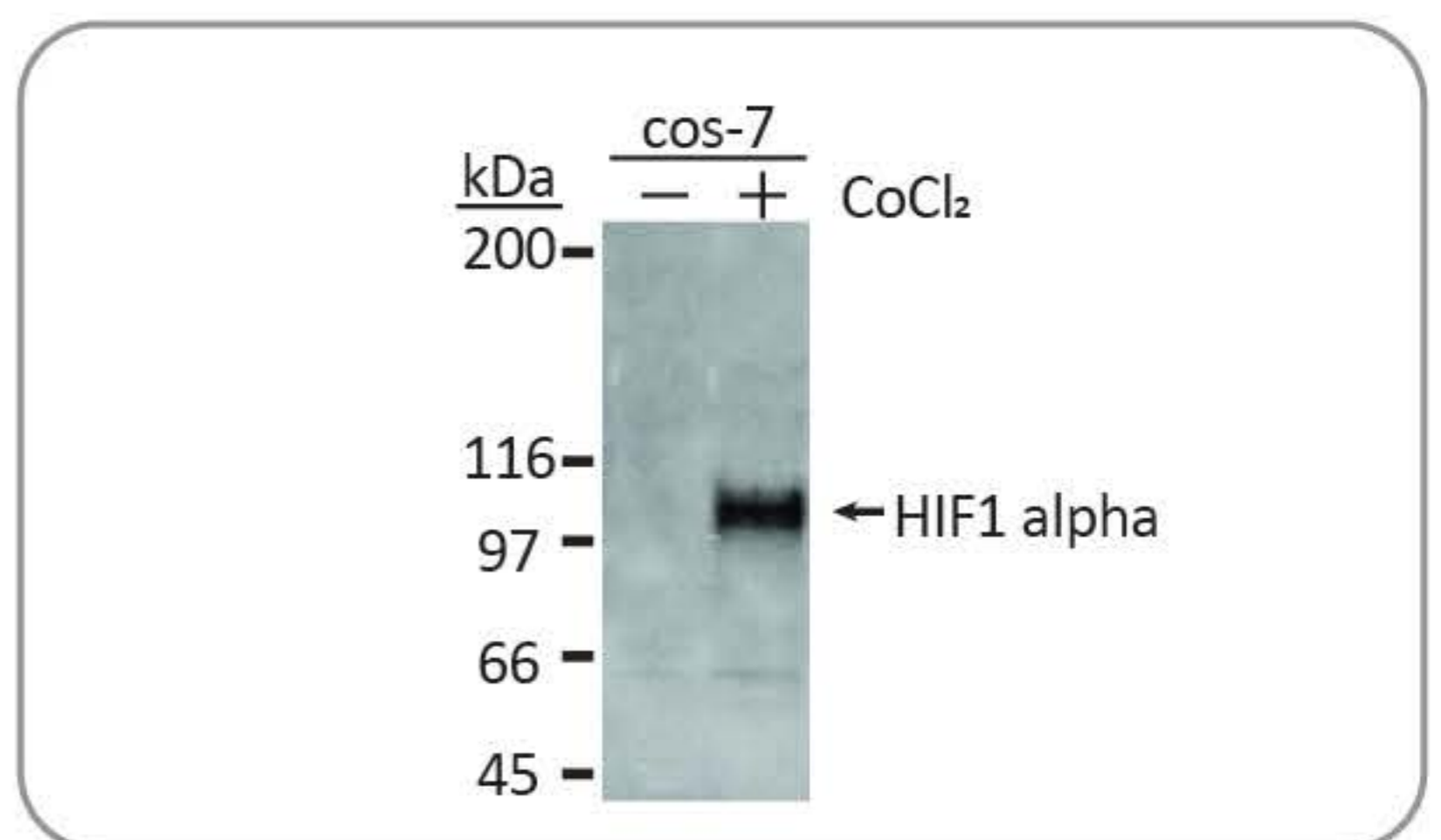
HIF1 alpha antibody [GT10211]  
 (GTX628480)



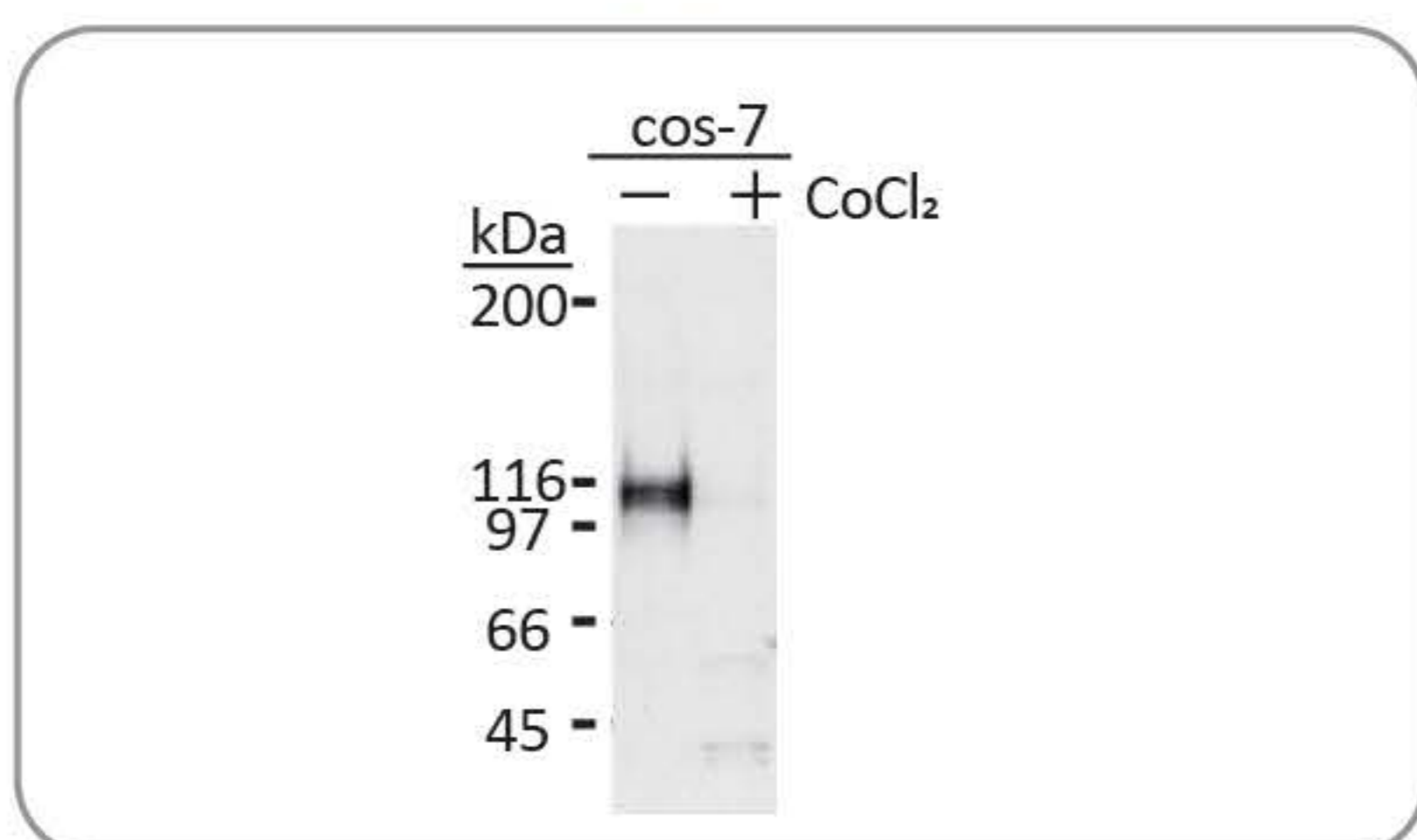
HIF1 alpha antibody [GT10211]  
 (GTX628480)



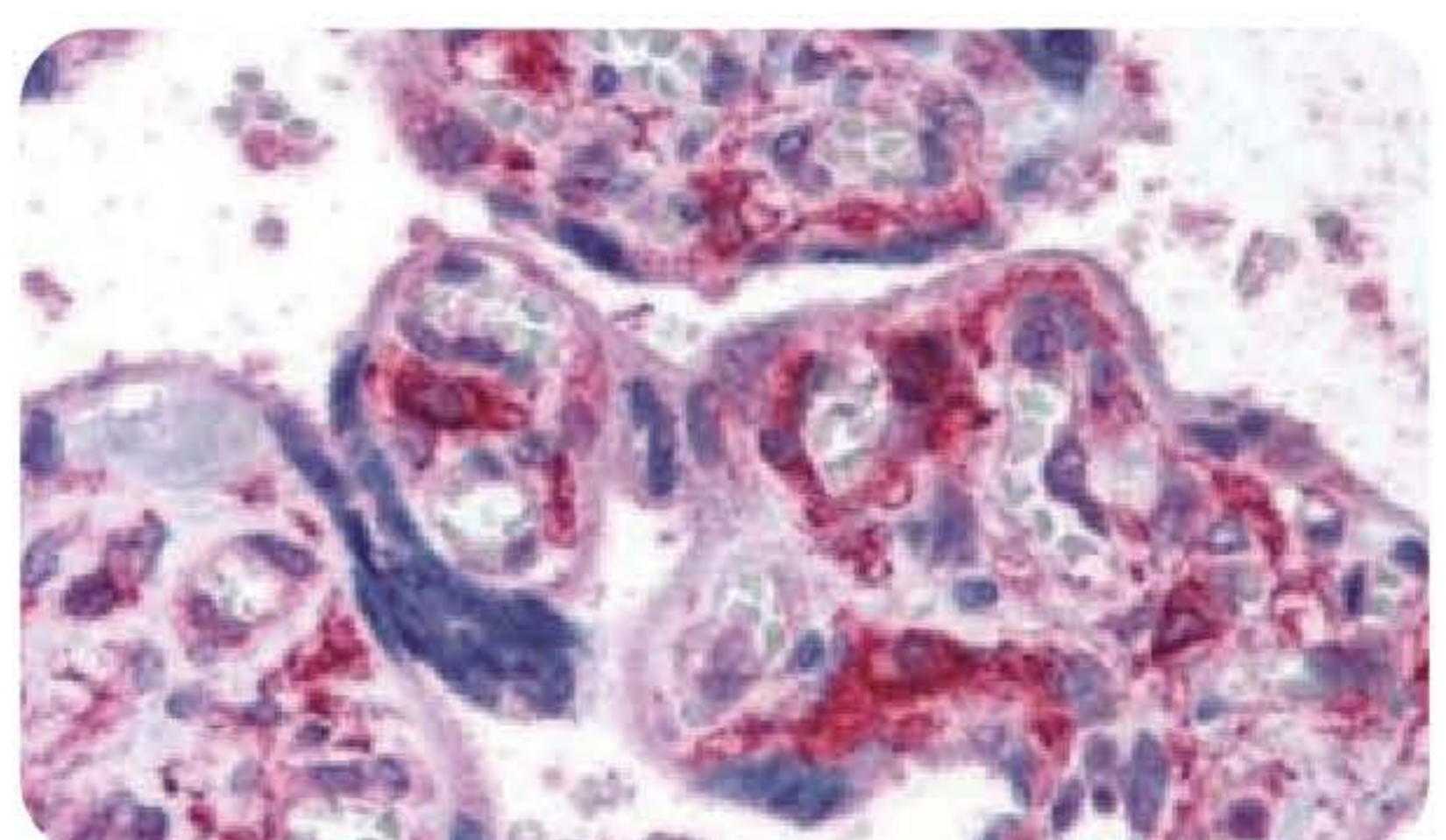
HIF1 alpha antibody [H1alpha67]  
 (GTX30105)



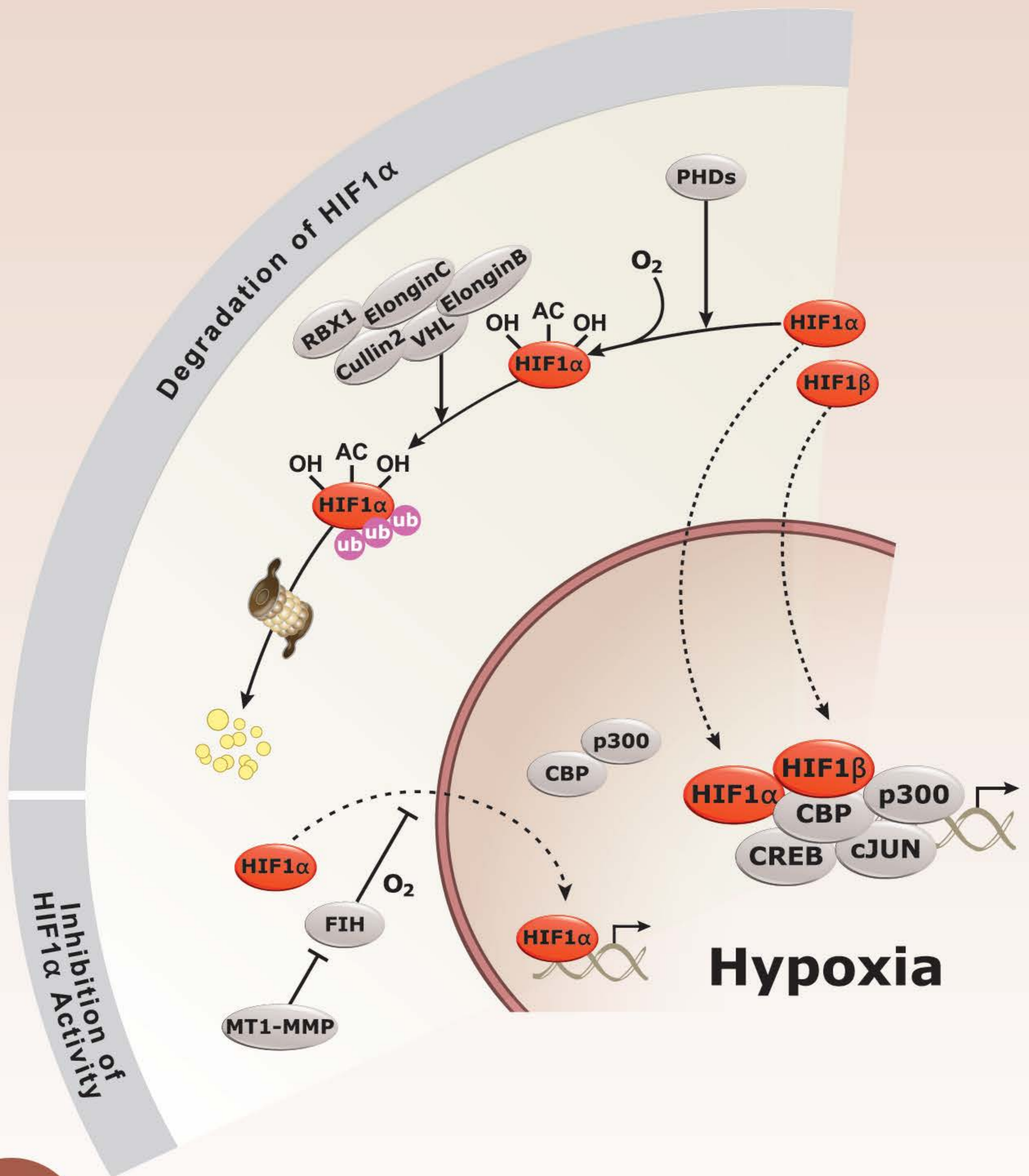
HIF1 alpha antibody (GTX30105)



HIF1 alpha antibody (GTX30647)

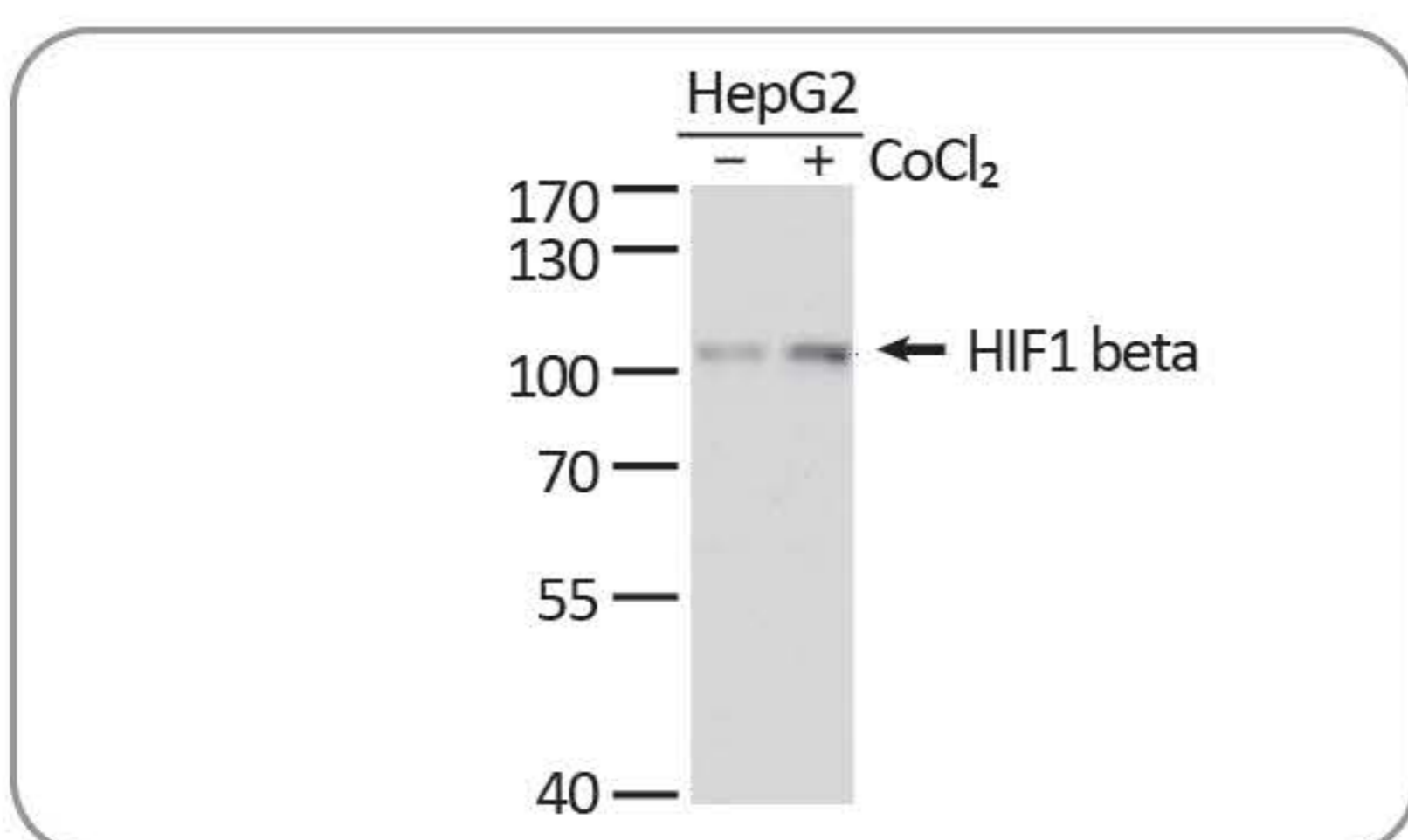


HIF1 alpha antibody (GTX30647)

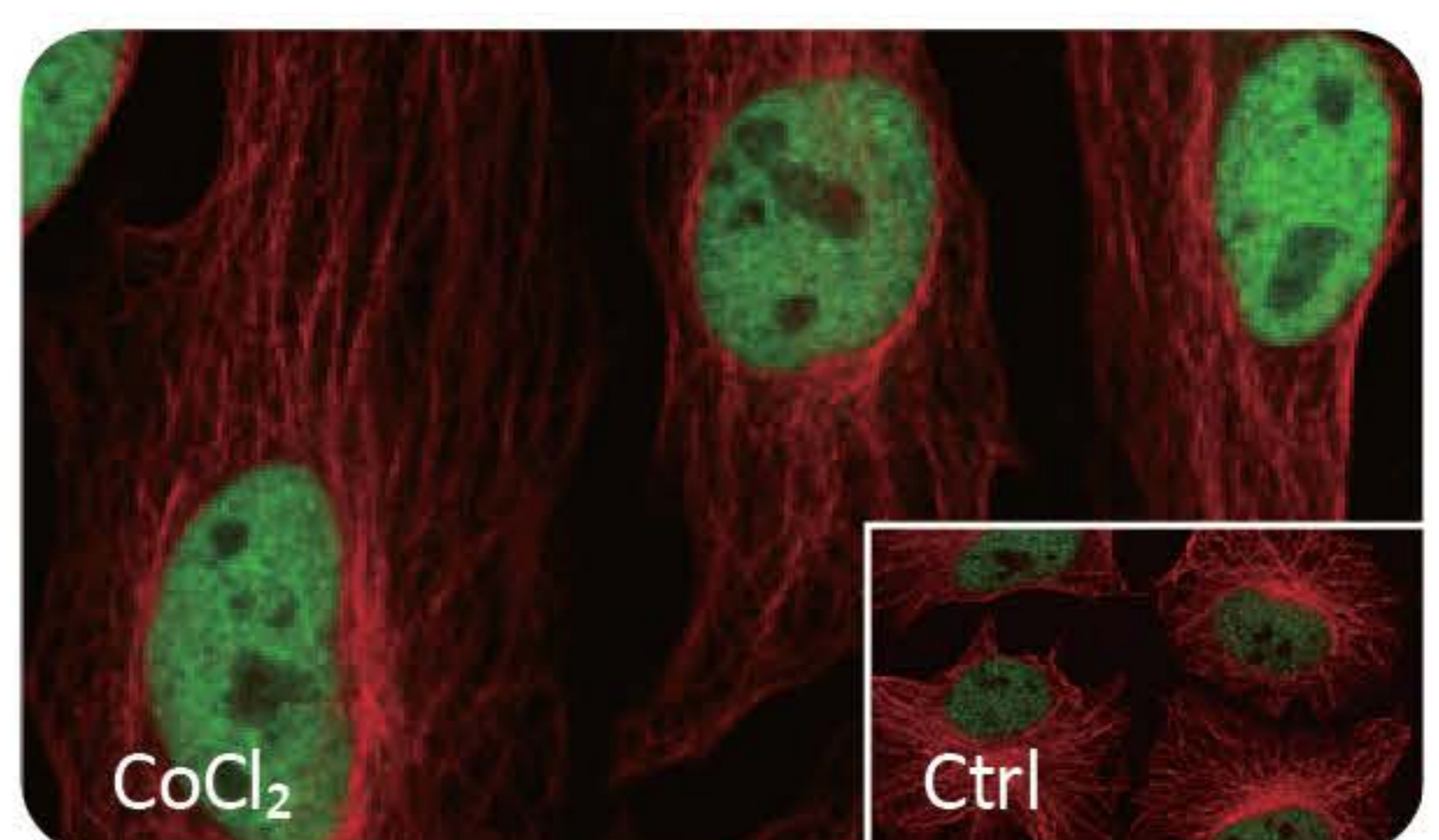


## HIF1 beta antibody

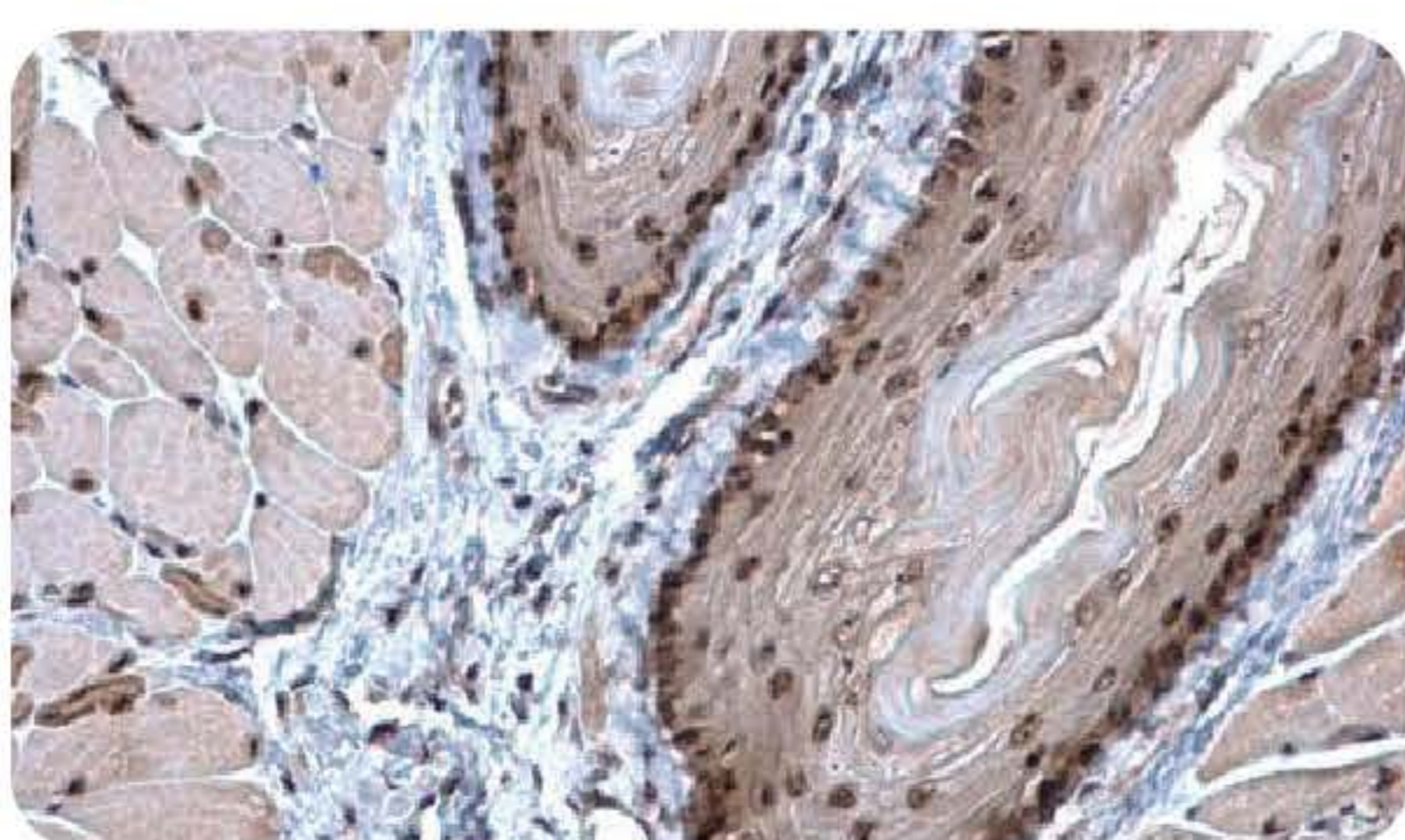
Cat. No.	Product Name	Clonality	Applications
GTX128795	HIF1 beta antibody	Rb pAb	WB, ICC/IF, IHC-P
GTX22771	HIF1 beta antibody [2B10]	Ms mAb	WB, ICC/IF, IHC-P, IP, Gel supershift assays, IHC
GTX30109	HIF1 beta antibody	Rb pAb	WB, ICC/IF, IHC-P, IP, CHIP assay, Gel supershift assays
GTX30116	HIF1 beta antibody [H1beta234]	Ms mAb	WB, ICC/IF, IHC-P, IP, CHIP assay, Gel supershift assays



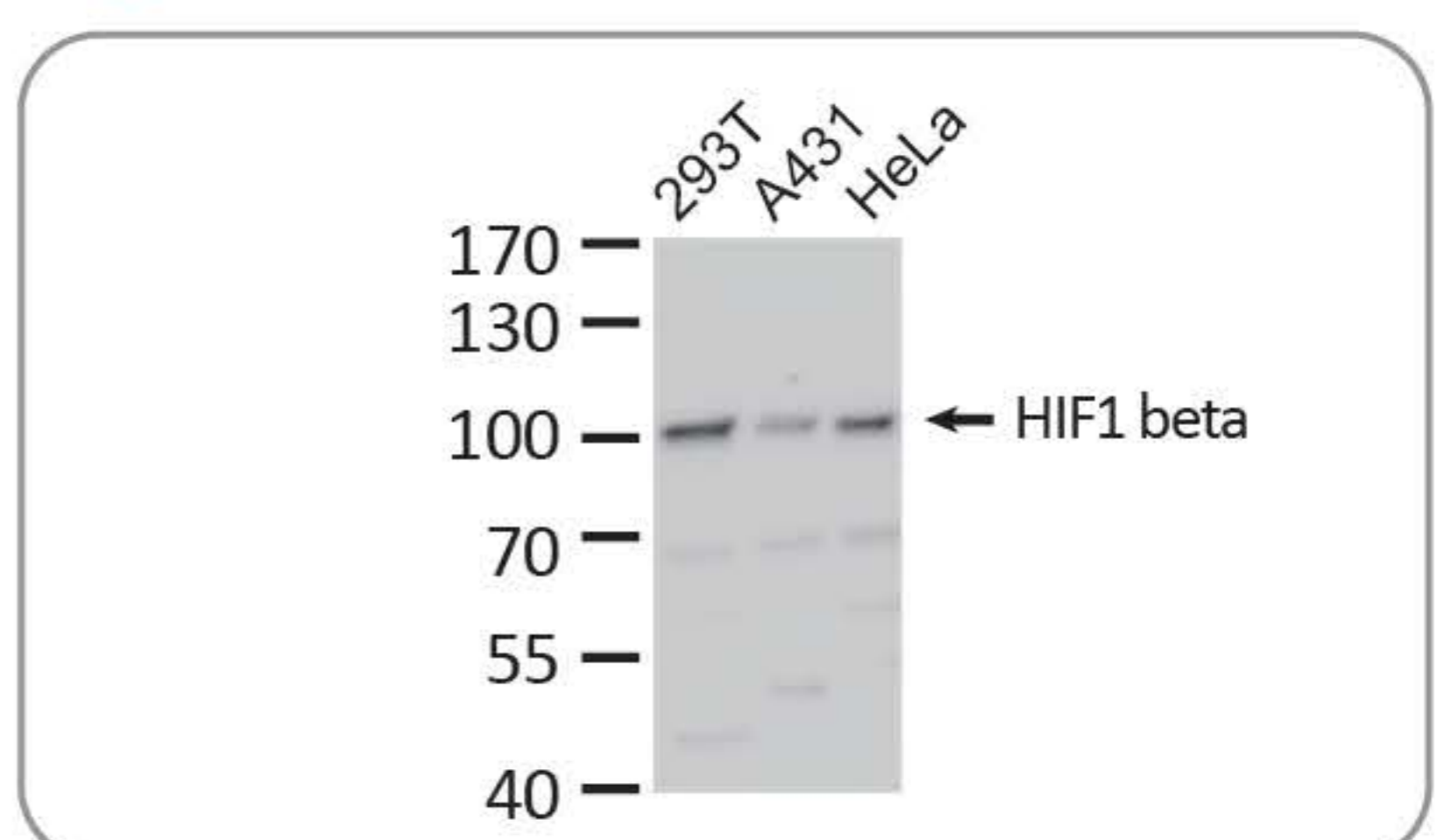
HIF1 beta antibody (GTX128795)



HIF1 beta antibody (GTX128795)












HIF1 beta antibody (GTX128795)

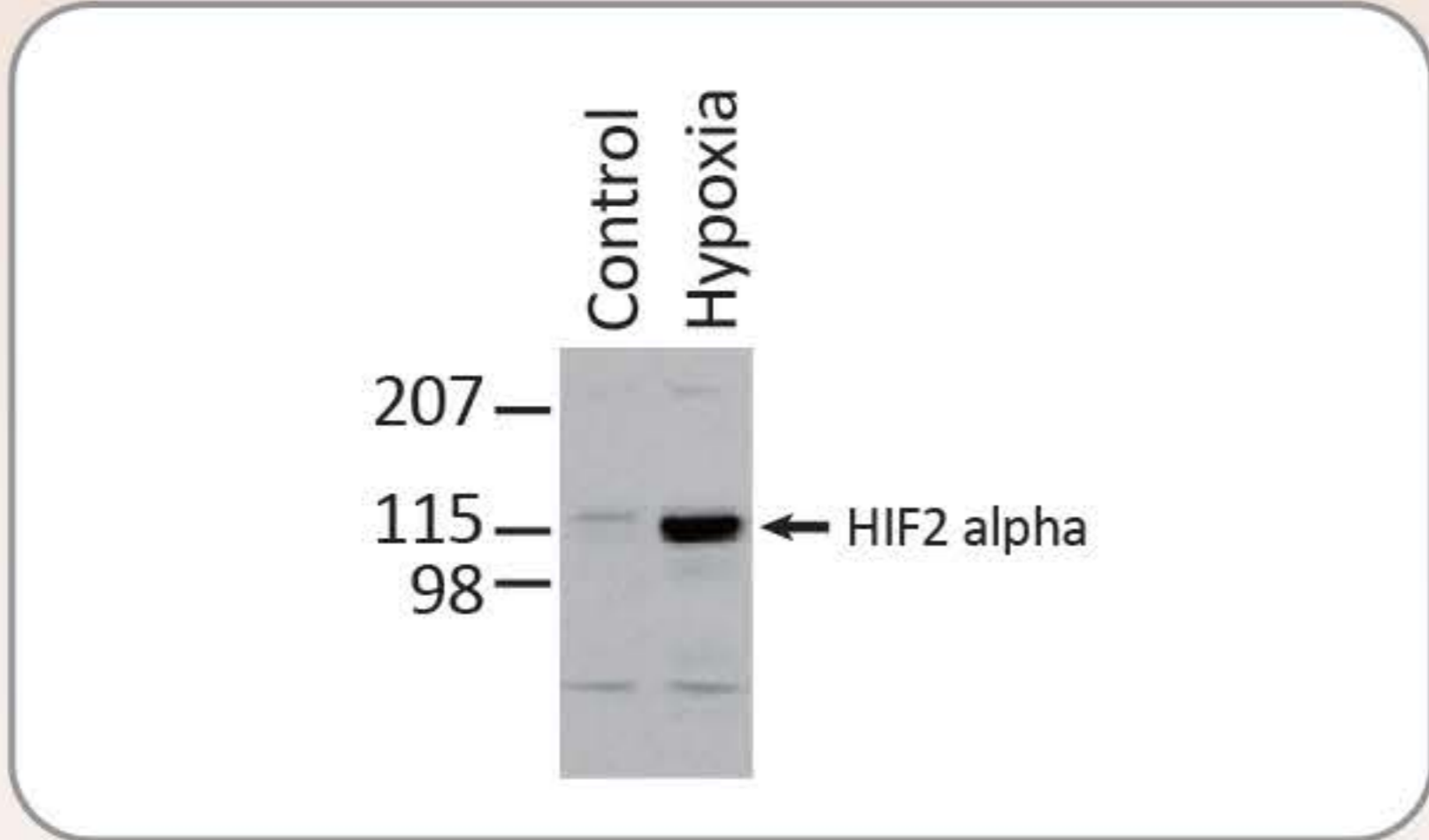


HIF1 beta antibody (GTX128795)

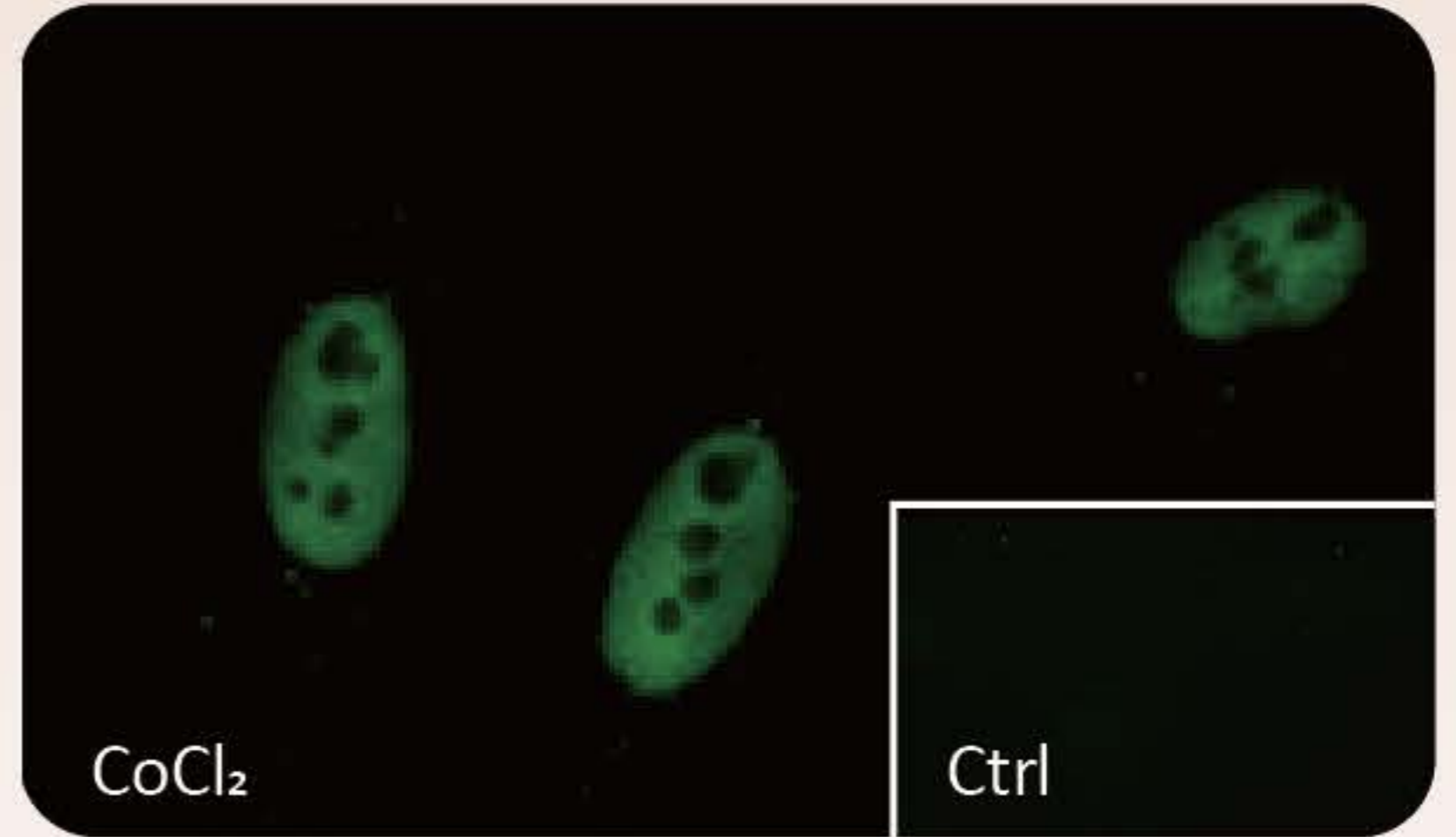


# HIF2 alpha antibody


Cat. No.	Product Name	Clonality	Applications
   GTX30114	HIF2 alpha antibody	Rb pAb	WB, ICC/IF, IHC-P, IHC
  GTX632015	HIF2 alpha antibody [GT125]	Ms mAb	WB, ICC/IF, IP
  GTX30123	HIF2 alpha antibody [ep190b]	Ms mAb	WB, ICC/IF, IHC-P, IHC-Fr, FACS, IP, ELISA, ChIP assay, Gel supershift assays, IHC
  GTX103707	HIF2 alpha antibody [N1N3]	Rb pAb	WB, ChIP assay



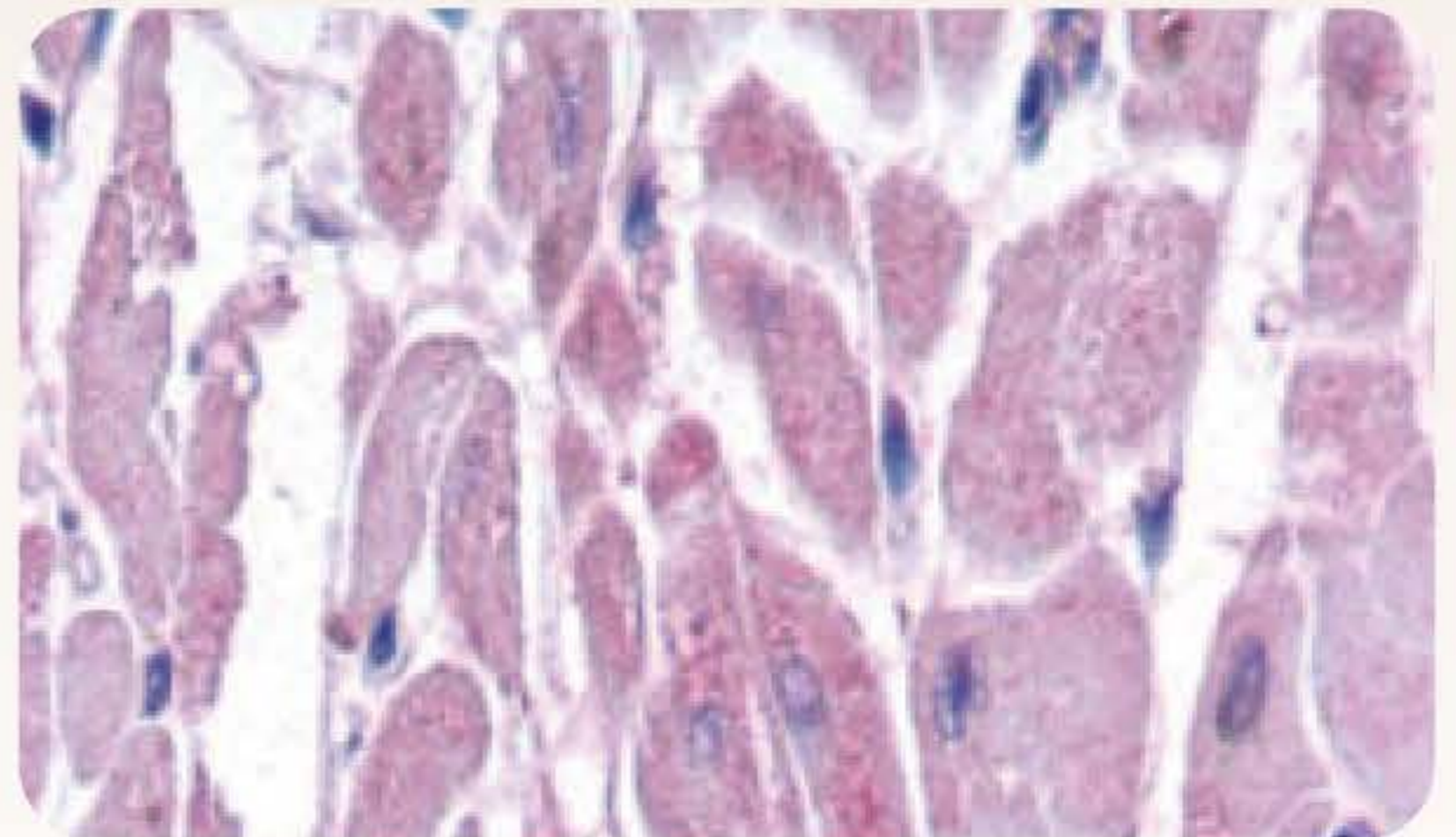
HIF2 alpha antibody (GTX30114)




HIF2 alpha antibody (GTX30114)



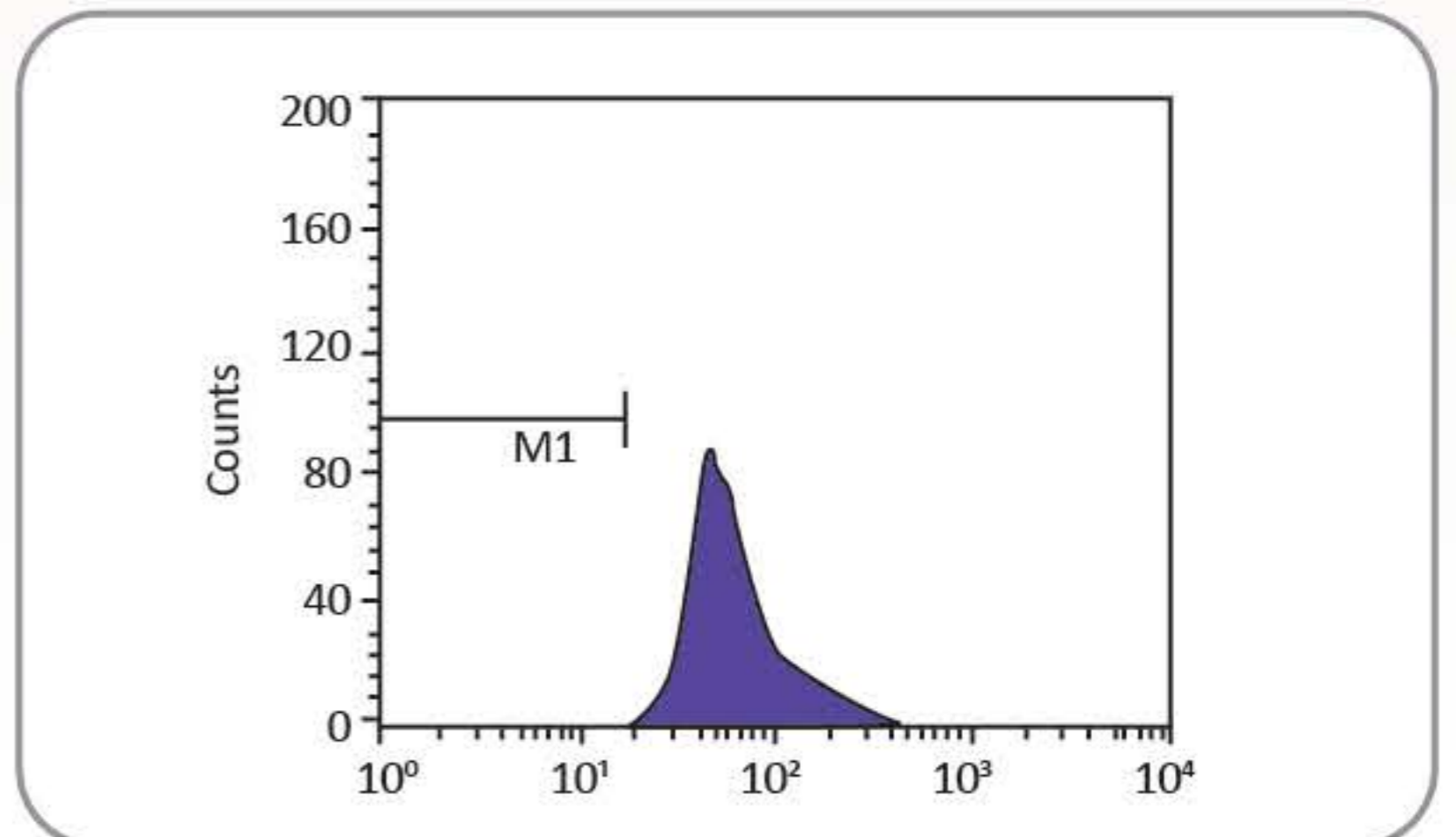
HIF2 alpha antibody (GTX30114)



HIF2 alpha antibody (GTX30114)



HIF2 alpha antibody [GT125]  
(GTX632015)

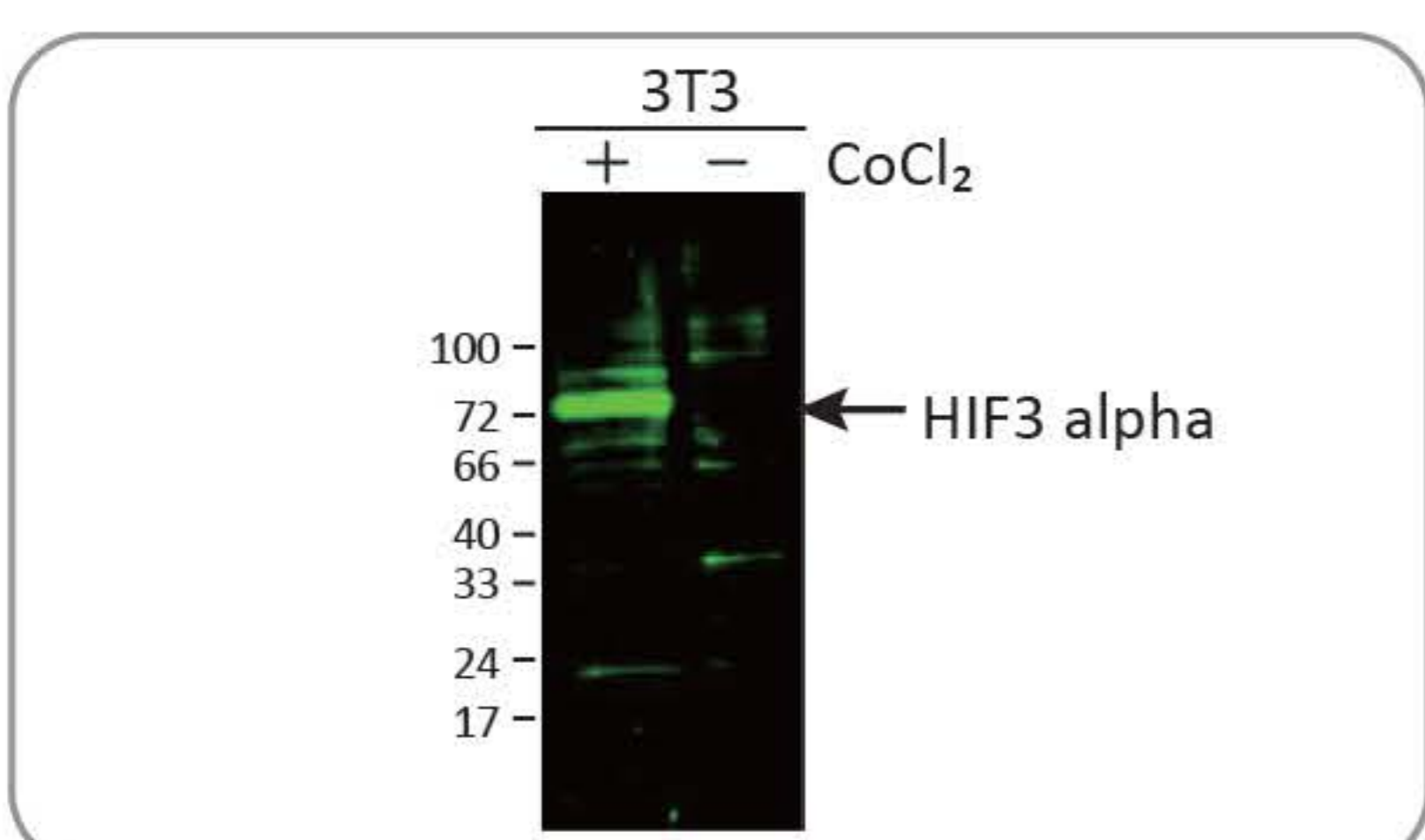


HIF2 alpha antibody [ep190b]  
(GTX30123)

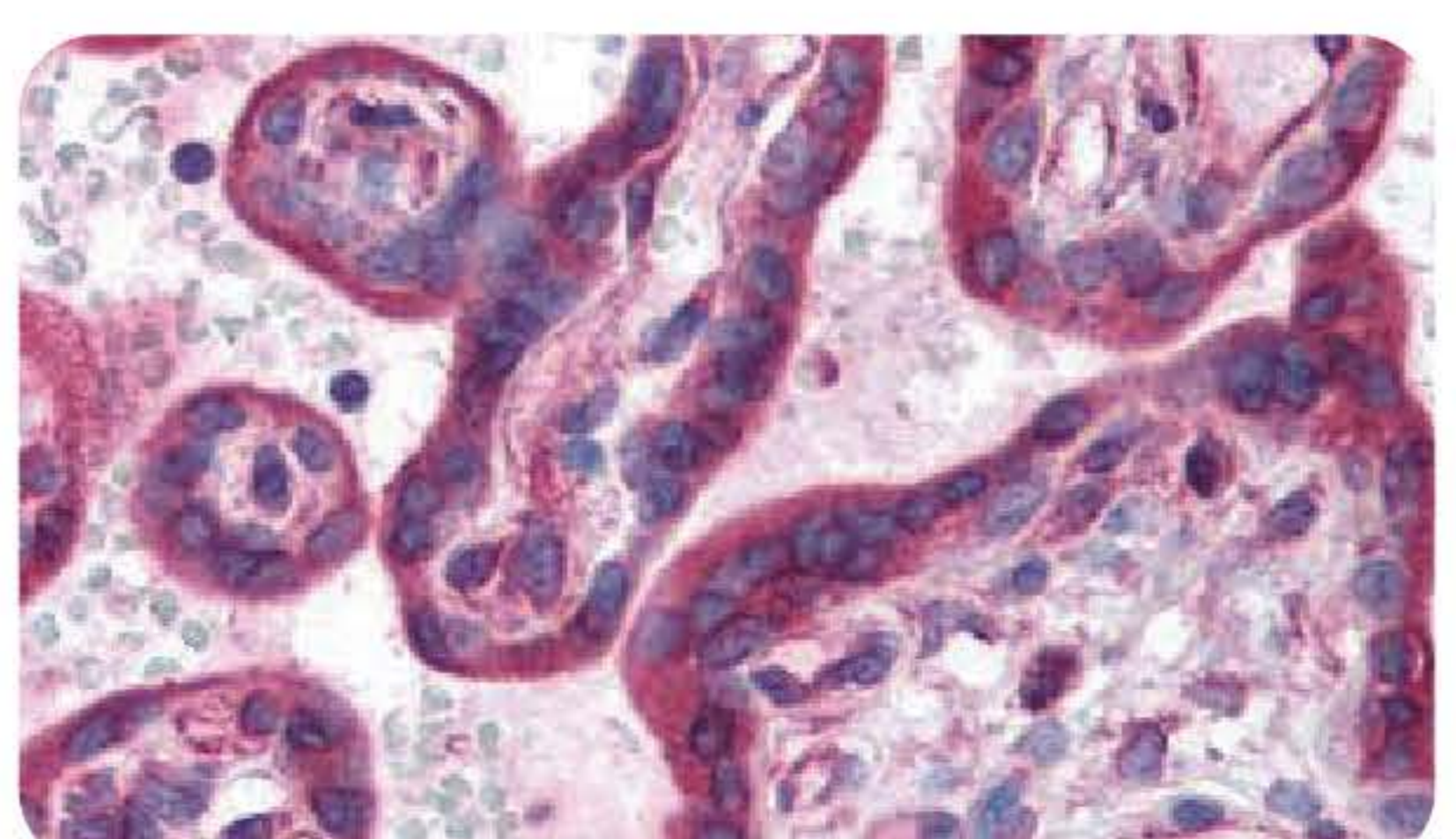


# HIF3 alpha antibody

Cat. No.	Product Name	Clonality	Applications
 GTX85702	HIF3 alpha antibody	Rb pAb	WB, ICC/IF, IHC-P, ELISA
GTX130988	HIF3 alpha antibody	Rb pAb	WB



HIF3 alpha antibody (GTX85702)

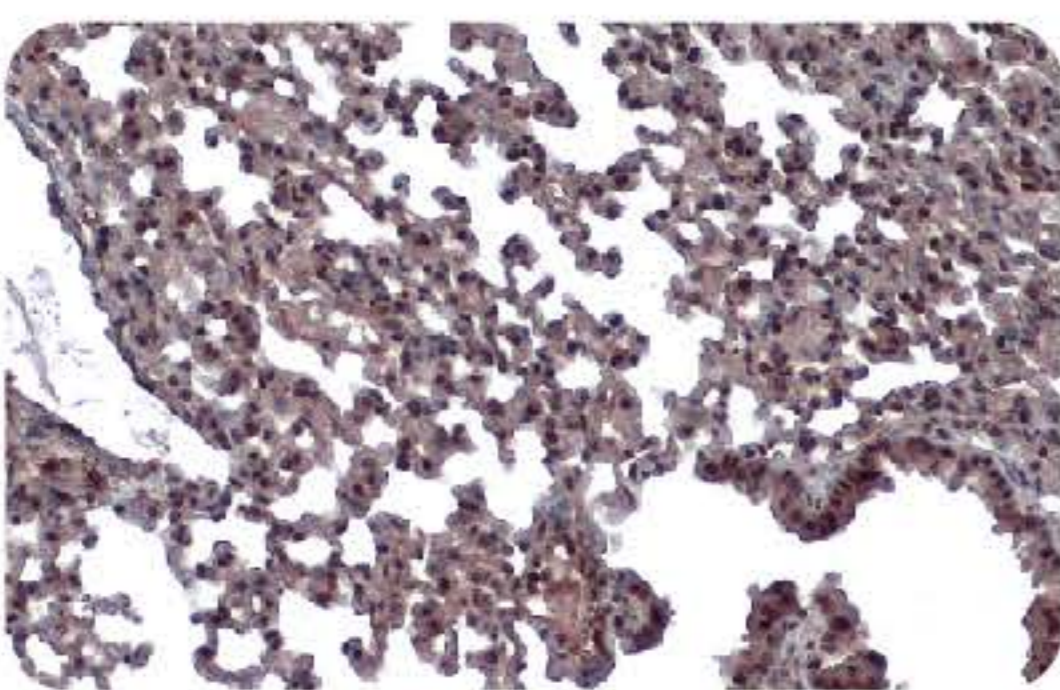


HIF3 alpha antibody (GTX85702)




# HIFs Regulators

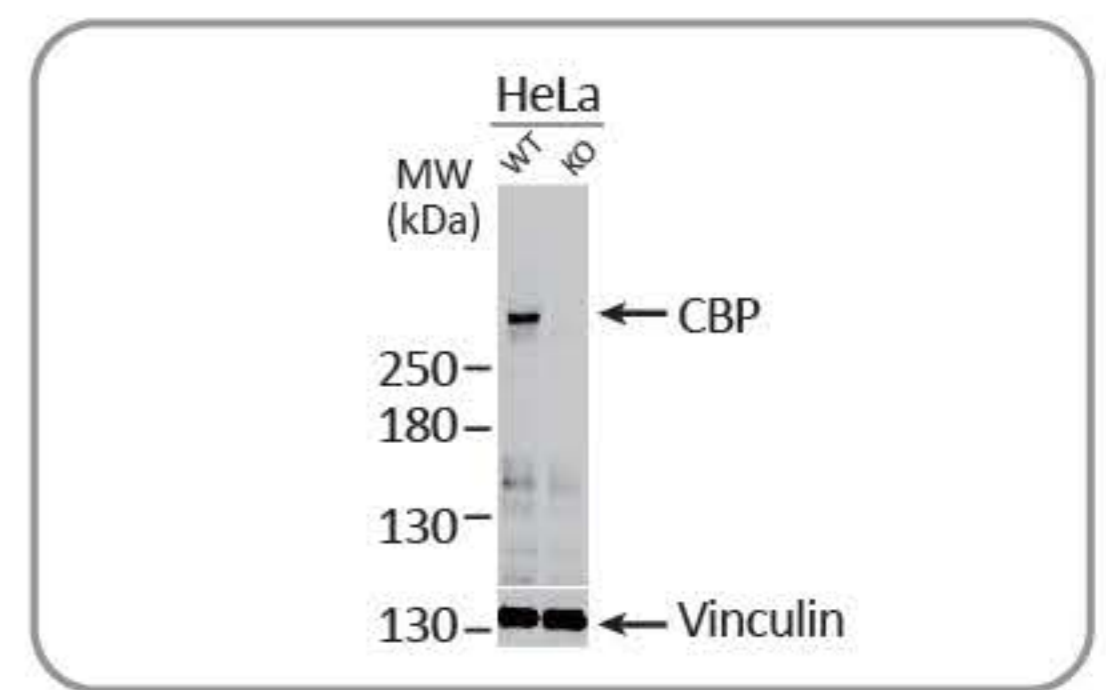
Cat. No.	Product Name	Clonality	Applications
GTX125971	ARD1A antibody	Rb pAb	WB, ICC/IF, IHC-P, IP
GTX101249	CBP antibody [C3], C-term	Rb pAb	WB, ICC/IF, IHC-P, IP, ChIP assay
GTX134238	EP300 antibody	Rb pAb	WB, IHC-P
GTX134462	ERK1/2 antibody	Rb pAb	WB
GTX116251	HIF1AN antibody	Rb pAb	WB, ICC/IF, IHC-P
GTX30646	HIF1AN antibody	Rb pAb	WB, ICC/IF, IHC-P, IHC-Fr, IP, EM, IHC
GTX109753	Hsp90 alpha antibody	Rb pAb	WB, ICC/IF, IHC-P, IP
GTX13494	Hsp90 antibody [16F1]	Rat mAb	WB, ICC/IF, IHC-P, IP, EIA, IHC
GTX101448	Hsp90 beta antibody	Rb pAb	WB, ICC/IF, IHC-P, IP, ELISA-Ag
GTX129110	IGF2 antibody	Rb pAb	WB, IHC-P
GTX60630	IGF2 antibody [8H1]	Ms mAb	WB, ICC/IF, IHC-P, FACS, ELISA
GTX27842	Insulin antibody	Gpig pAb	ICC/IF, IHC-P, IHC-Fr
GTX101557	mTOR antibody [C3], C-ter	Rb pAb	WB, ICC/IF, IHC-P, IP, ChIP assay
GTX630198	mTOR antibody [GT649]	Ms mAb	WB, ICC/IF, IHC-P
GTX628836	PARP antibody [GT6212]	Ms mAb	WB, IHC-P, IP
GTX112864	PARP antibody [N2C1], internal	Rb pAb	WB, ICC/IF, IHC-P, IP, ChIP assay
GTX132293	PHD2 antibody	Rb pAb	WB, ICC/IF, IHC-Fr
GTX10880	PHD3 antibody	Rb pAb	WB, ICC/IF, IHC-P, IP, ChIP assay
GTX100462	PI3 kinase p110 alpha antibody	Rb pAb	WB, ICC/IF, IHC-P
GTX133757	PI3 kinase p110 delta antibody	Rb pAb	WB
GTX104639	PI3 kinase p110 gamma antibody [C3], C-term	Rb pAb	WB, IHC-P
GTX132466	PI3 kinase p150 antibody	Rb pAb	WB, IHC-P, IP
GTX107779	PI3 kinase p55 gamma antibody	Rb pAb	WB, IHC-P
GTX60633	PI3 kinase p85 alpha antibody [6G10]	Ms mAb	WB, ICC/IF, IHC-P, FACS, ELISA
GTX111068	PI3 kinase p85 alpha antibody [N2C1], Internal	Rb pAb	WB, IHC-P, IP
GTX132597	PI3 kinase p85 (phospho Tyr467)/ p55 (phospho Tyr199) antibody	Rb pAb	WB, ICC/IF
GTX132403	Ras (A59T Mutant) antibody	Rb pAb	WB
GTX635362	RAS (G12D Mutant) antibody [HL10]	Rb mAb	WB, ICC/IF, IHC-P
GTX132410	Ras (G13D Mutant) antibody	Rb pAb	WB
GTX132405	Ras (Q61R Mutant) antibody	Rb pAb	WB
GTX132480	RAS antibody	Rb pAb	WB, IHC-P
GTX110507	RBX1 antibody	Rb pAb	WB, ICC/IF
GTX17532	SIRT1 Antibody	Rb pAb	WB, ICC/IF, IHC-P
GTX101087	Von Hippel Lindau antibody	Rb pAb	WB, ICC/IF, IHC-P, IP



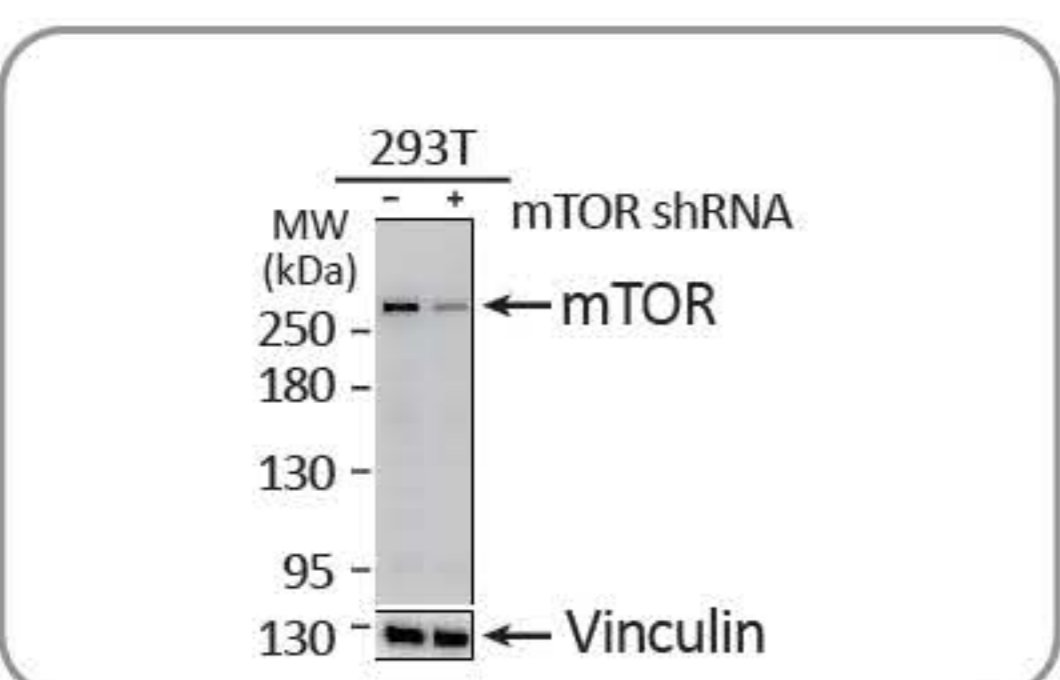
Von Hippel Lindau antibody (GTX101087)



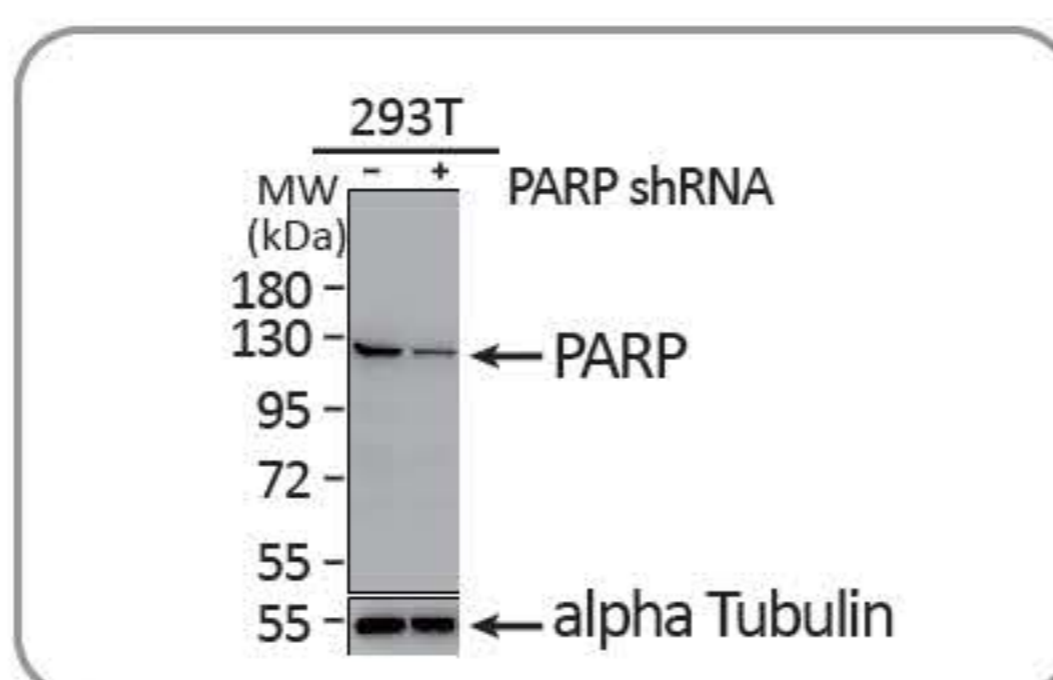
PHD2 antibody (GTX132293)



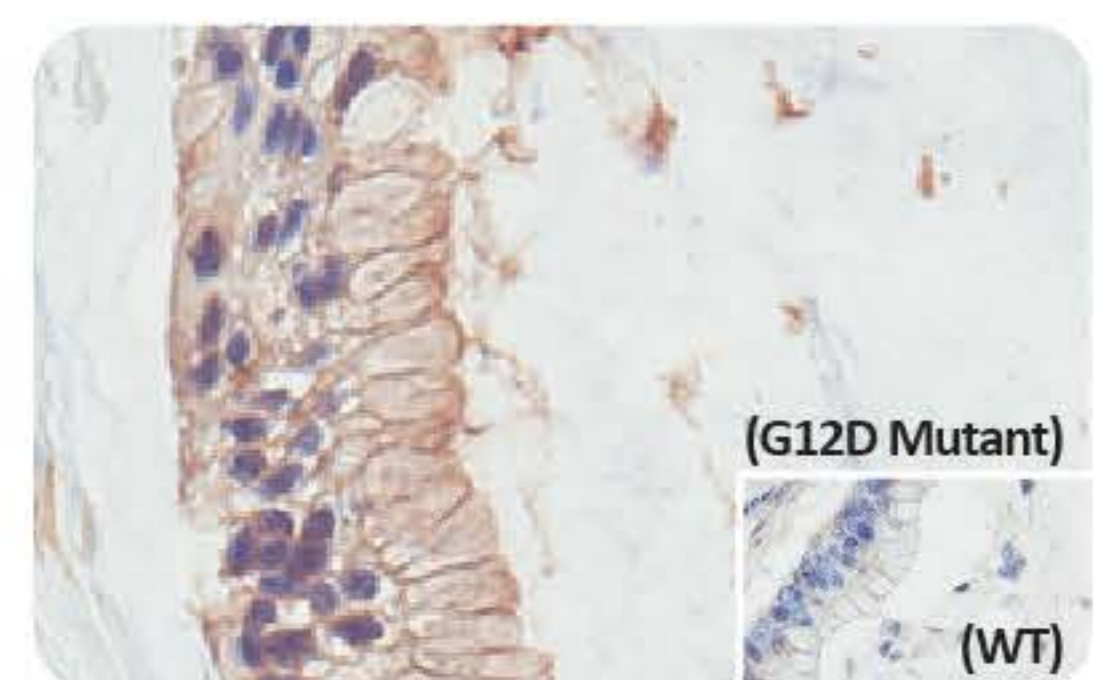
CBP antibody [C3], C-term (GTX101249)



mTOR antibody [C3], C-term (GTX101557)




PARP antibody [N2C1], Internal (GTX112864)




RAS (G12D Mutant) antibody [HL10] (GTX635362)

# Hypoxia and Tumor Proliferation/Survival

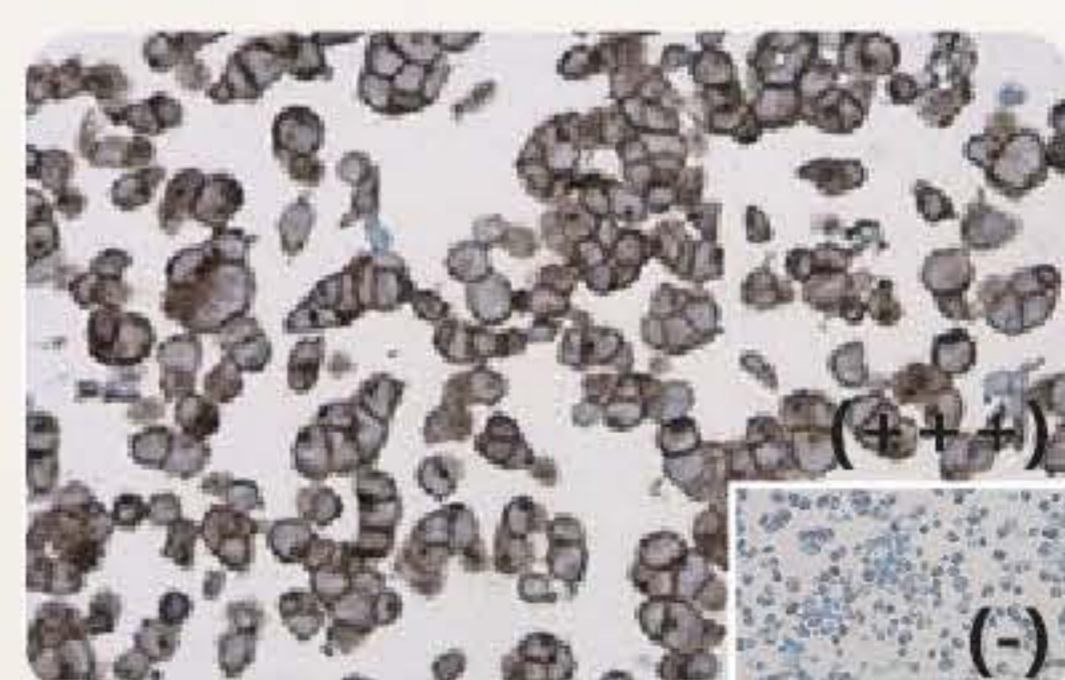
Cat. No.	Product Name	Clonality	Applications
GTX116009	APC antibody [C3], C-term	Rb pAb	WB, ICC/IF, IHC-P, IHC
GTX16794	APC antibody [CC-1]	Ms mAb	ICC/IF, IHC-P, IHC-Fr, IHC (Free Floating)
GTX109683	Bax antibody [N1N2], N-term	Rb pAb	WB, ICC/IF, IHC-P, IP
GTX100063	BAK antibody [N1N2], N-term	Rb pAb	WB, IHC-P
GTX108624	Cyclin D1 antibody [N1C1]	Rb pAb	WB, ICC/IF, IP, ELISA, sELISA
GTX634347	Cyclin D1 antibody [GT8912]	Ms mAb	WB, ELISA, sELISA
GTX112834	EPO antibody	Rb pAb	WB, IHC-P, ELISA
GTX33183	EPO antibody	Rb pAb	WB, IHC-P
GTX129110	IGF2 antibody	Rb pAb	WB, IHC-P
GTX60630	IGF2 antibody [8H1]	Ms mAb	WB, ICC/IF, IHC-P, FACS, ELISA
GTX130697	LKB1 antibody	Rb pAb	WB, IHC-P
GTX112535	MAT2A antibody [N1C2]	Rb pAb	WB
GTX50027	MAT2A antibody [AT3A2]	Ms mAb	WB, IHC-P, ELISA
GTX104763	PD-L1 antibody	Rb pAb	WB, ICC/IF, IHC-P, IHC-Fr
GTX101025	PTEN antibody	Rb pAb	WB, ICC/IF, IHC-P
GTX39236	PTEN antibody [A2b1]	Ms mAb	WB, IHC-P, IHC-Fr, IP
GTX83304	PTEN antibody [1B8]	Ms mAb	WB, ICC/IF, FACS, ELISA
GTX130418	PTEN (phospho Thr366/Ser370) antibody	Rb pAb	WB, ICC/IF
GTX133192	PTEN (phospho 380) antibody	Rb pAb	WB
GTX100444	p21 Cip1 antibody	Rb pAb	WB, ICC/IF
GTX629543	p21 Cip1 antibody [GT1032]	Ms mAb	WB, ICC/IF, IP
GTX100446	p27 Kip1 antibody	Rb pAb	WB, ICC/IF, IHC-P, IHC-Fr, IP, IHC
GTX17353	p27 Kip1 (phospho Ser10) antibody	Rb pAb	WB, IHC-P
GTX110720	p38 MAPK antibody [N1C3-2]	Rb pAb	WB, IHC-P, IP
GTX24822	p38 MAPK (phospho Thr180/Tyr182) antibody	Rb pAb	WB, ICC/IF, IHC-P, FACS
GTX133460	p38 MAPK (phospho Thr180/Tyr182) antibody	Rb pAb	WB
GTX124242	TERT antibody [C2C3-2], C-term	Rb pAb	WB
GTX30410	TERT antibody [2C4]	Ms mAb	WB, ICC/IF, IHC-P, IP, WB-Ag
GTX129103	TGF alpha antibody	Rb pAb	WB, IHC-P



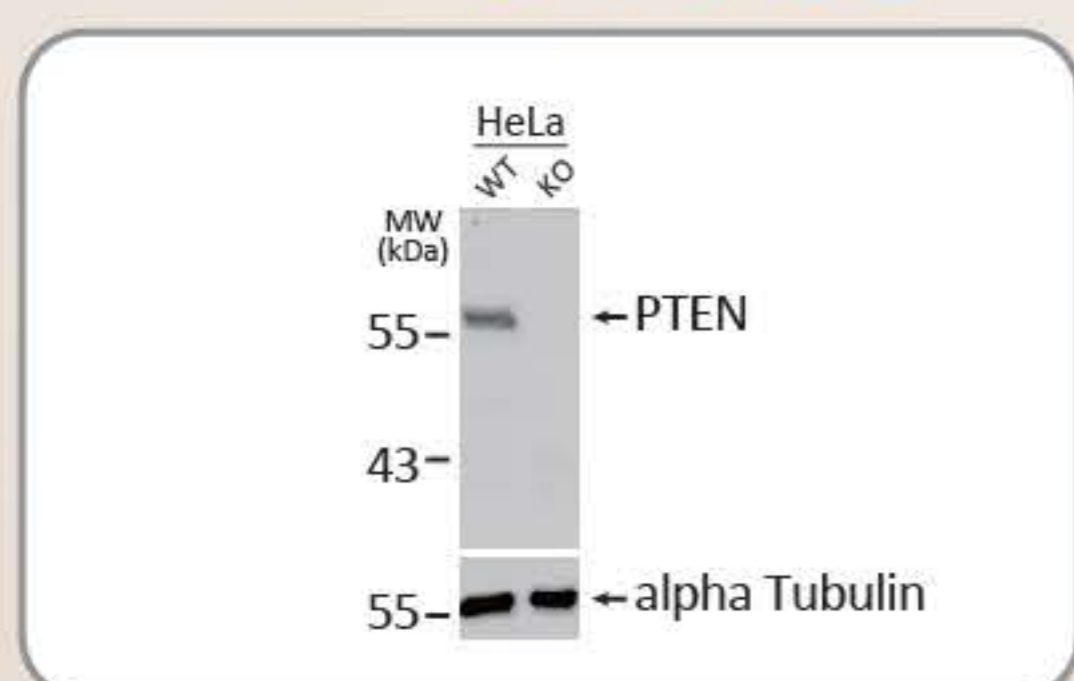
Cyclin D1 antibody [N1C3]  
(GTX108624)



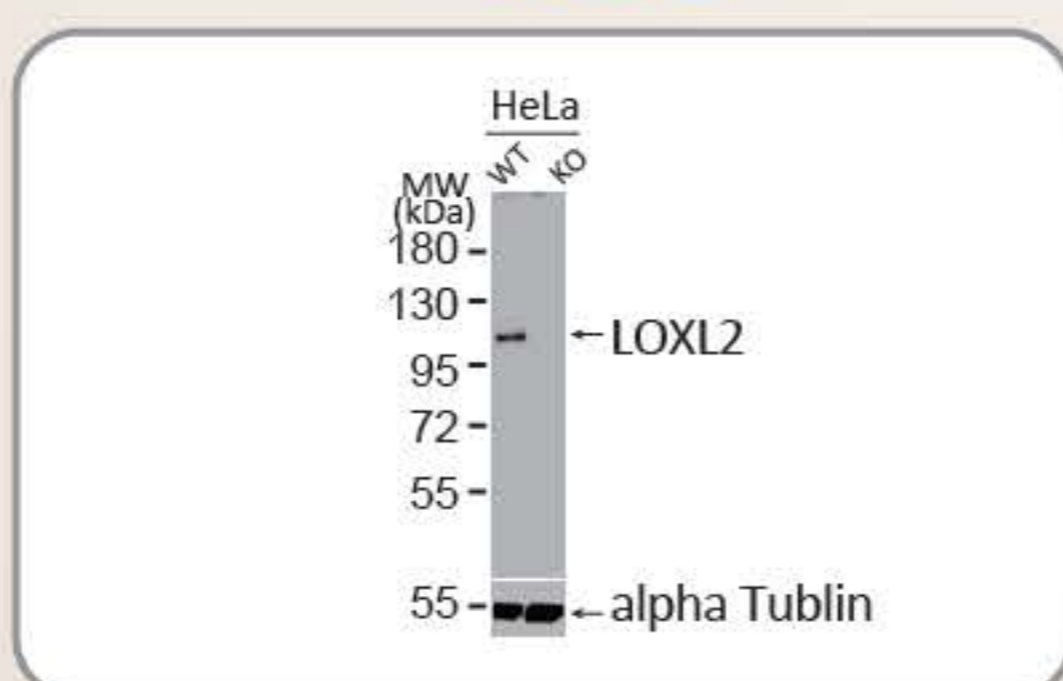
p38 MAPK antibody [N1C3-2]  
(GTX110720)



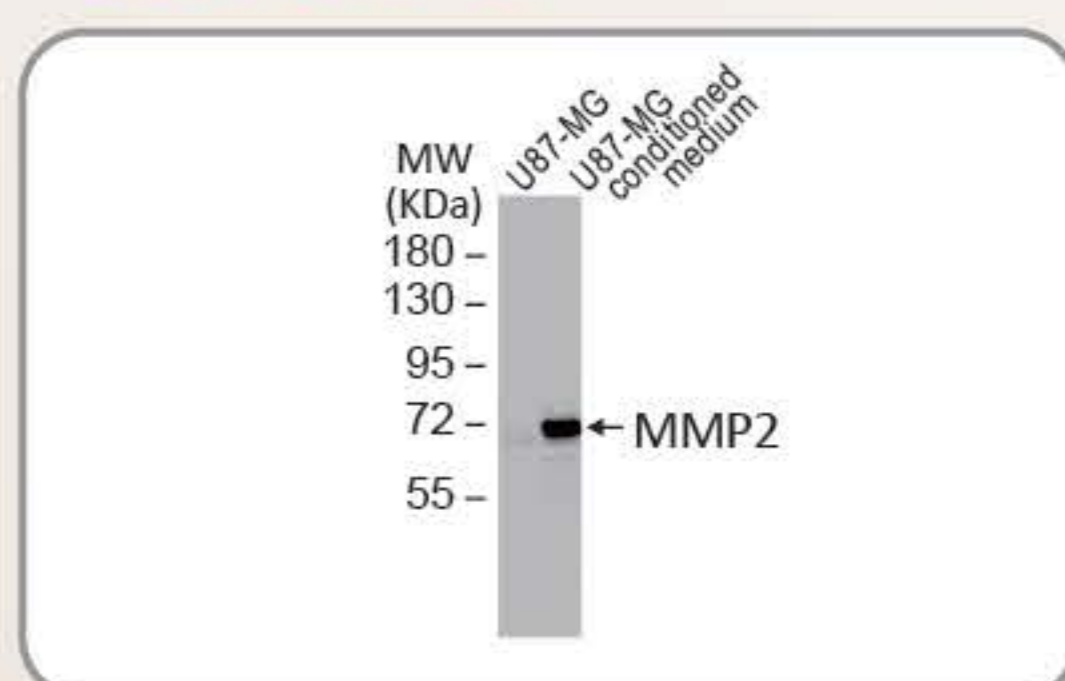
PD-L1 antibody (GTX104763)



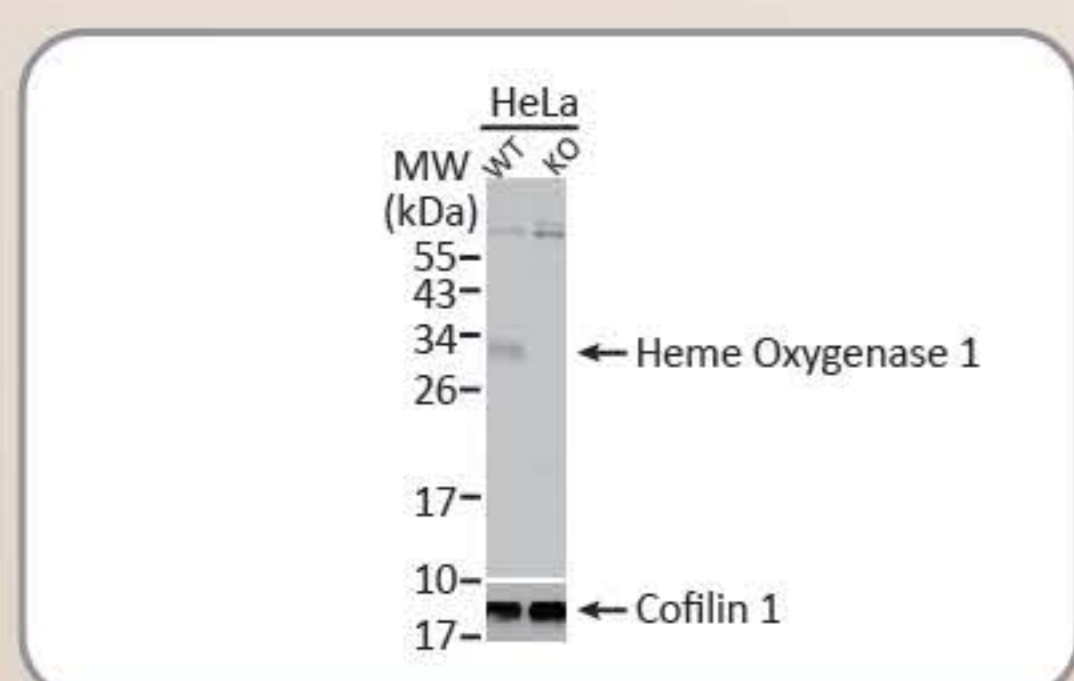
PTEN antibody (GTX101025)



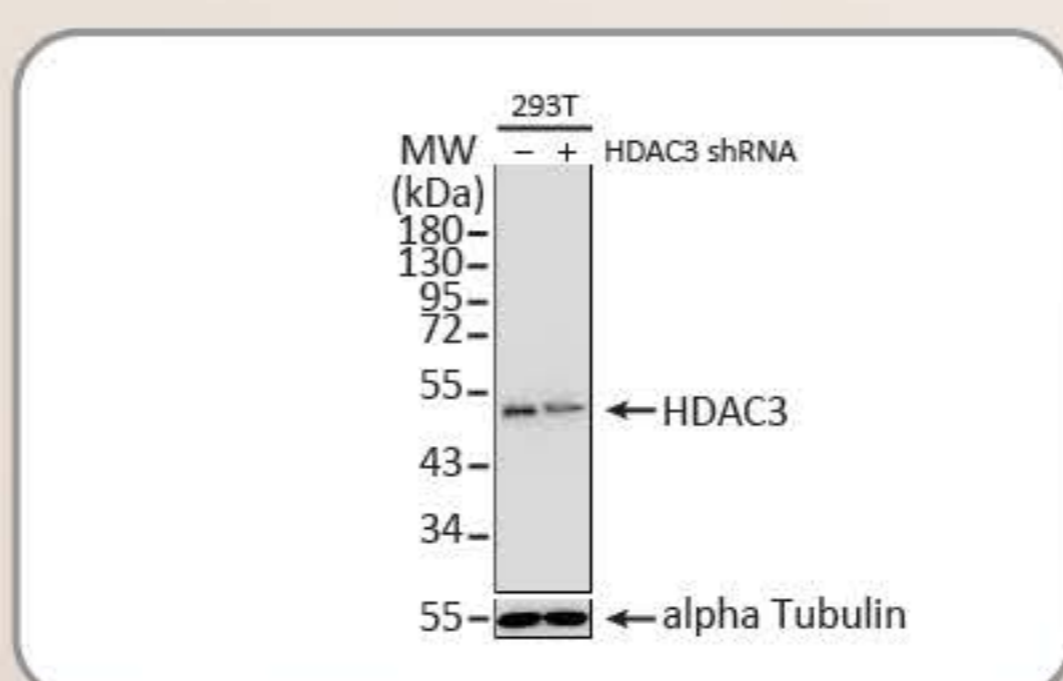
LOXL2 antibody (GTX105085)




MMP2 antibody (GTX104577)



Heme Oxygenase 1 antibody  
(GTX101147)


























































HDAC3 antibody [C3], C-term  
(GTX109679)




ENO1 antibody [N3C3]  
(GTX101803)

# Hypoxia and Tumor Angiogenesis/ Invasion/Metastasis

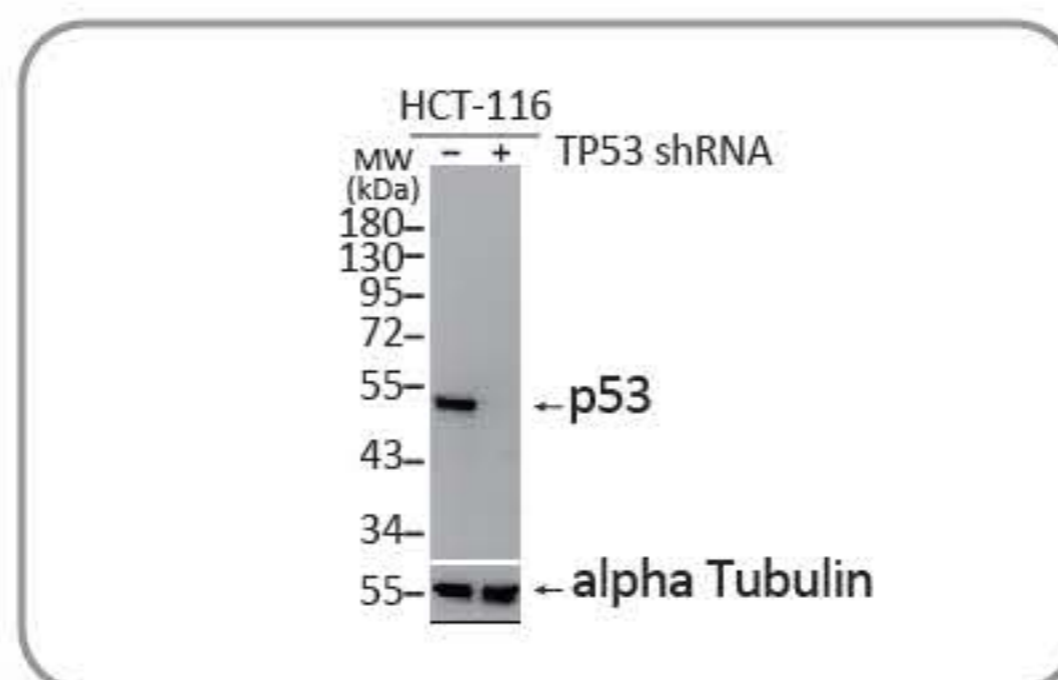
Cat. No.	Product Name	Clonality	Applications
 GTX116421	ANGPTL1 antibody	Rb pAb	WB
GTX104569	ANGPTL3 antibody	Rb pAb	WB, IHC-P
GTX17219	ANGPTL3 antibody	Rb pAb	WB, IHC-P, ELISA
 GTX114198	Angiopoietin-like 4 antibody [N1C2]	Rb pAb	WB
GTX119294	ANGPTL5 antibody [N2C3]	Rb pAb	WB
GTX118035	ANGPTL6 antibody	Rb pAb	WB, IHC-P
  GTX70020	Carbonic Anhydrase IX antibody [GT12]	Ms mAb	WB, ICC/IF, IHC-P, IHC-Fr, FACS, IP, IHC
  GTX128428	Carbonic Anhydrase IX antibody	Rb pAb	WB, ICC/IF, IHC-P, IHC-Fr, IHC
    GTX100443	E-Cadherin Antibody	Rb pAb	WB, ICC/IF, IHC-P, IHC-Wm, IP
    GTX629691	E-Cadherin Antibody [GT477]	Ms mAb	WB, ICC/IF, IHC-P, FACS, IP
 GTX130427	E-Cadherin (phospho Ser838/840)	Rb pAb	WB, IP
  GTX129843	eNOS antibody	Rb pAb	WB, ICC/IF
 GTX83305	eNOS antibody [6H2]	Ms mAb	IHC-P, ELISA
  GTX129058	eNOS (phospho Ser1177) antibody	Rb pAb	WB, IHC-P
  GTX109679	HDAC3 antibody [C3], C-term	Rb pAb	WB, ICC/IF, IHC-P, IP, ChIP assay
 GTX83173	HDAC3 antibody [7G6C5]	Rb pAb	WB, ICC/IF, IHC-P
 GTX124349	Hdac3 antibody	Rb pAb	WB, IHC-P, IHC-Wm
   GTX101147	Heme Oxygenase 1 antibody	Rb pAb	WB, ICC/IF, IHC-P, ELISA, sELISA
 GTX633677	Heme Oxygenase 1 antibody [GT17811]	Ms mAb	WB, ICC/IF, ELISA, sELISA
  GTX130246	iNOS antibody	Rb pAb	WB, ICC/IF, IHC-P
 GTX60599	iNOS antibody [4E5]	Ms mAb	WB, IHC-P, FACS, ELISA
    GTX105085	LOXL2 antibody	Rb pAb	WB, ICC/IF, IHC-P, IHC
 GTX23200	L1CAM antibody	Ms mAb	WB, IHC-P, IP, IHC
  GTX100534	MMP1 antibody	Rb pAb	WB, ICC/IF, IHC-P
  GTX104577	MMP2 antibody	Rb pAb	WB, ICC/IF, IHC-P, IP
 GTX30147	MMP2 antibody	Ms mAb	WB, ICC/IF, IHC-P, IHC-Fr, IP, ELISA
  GTX100723	MMP3 antibody	Rb pAb	WB, ICC/IF, IHC-P
  GTX104658	MMP7 antibody [C2C3], C-term	Rb pAb	WB, IHC-P
 GTX52475	MMP7 antibody [4C21]	Ms mAb	WB, IHC-P
  GTX100458	MMP9 antibody [N2C1], Internal	Rb pAb	WB, ICC/IF, IHC-P
 GTX102928	MMP12 antibody [N3C3]	Rb pAb	WB, ICC/IF, IHC-P
  GTX100665	MMP13 antibody [N1C3], Internal	Rb pAb	WB, ICC/IF, IHC-P, IHC
   GTX132884	MMP14 antibody	Rb pAb	WB
 GTX109378	MMP16 antibody	Rb pAb	WB, IHC-P
GTX105268	MMP17 antibody [N2C2], Internal	Rb pAb	WB, ICC/IF, IHC-P
 GTX108931	MMP19 antibody	Rb pAb	WB, IHC-P
 GTX128246	MMP24 antibody	Rb pAb	WB
 GTX89145	P4HA1 antibody, Internal	Goat pAb	WB, IHC-P
GTX102695	P4HA1 antibody [N1C3]	Rb pAb	WB
 GTX54575	PDGF beta antibody	Rb pAb	WB, IHC-P
 GTX108254	TIMP1 antibody [C3C3], C-term	Rb pAb	WB
 GTX129237	TCF3 antibody	Rb pAb	WB, ICC/IF, IP
   GTX127310	Twist1/2 antibody	Rb pAb	WB, IHC-P, IHC
  GTX100621	Twist1 antibody [N1C3]	Rb pAb	WB
 GTX60776	Twist1 antibody [10E4E6]	Ms mAb	WB, ICC/IF, IHC-P, FACS, ELISA
   GTX100467	uPAR antibody	Rb pAb	WB, ICC/IF, IHC-P
  GTX102643	VEGF antibody	Rb pAb	WB, IHC-P
 GTX21316	VEGF antibody [VG1]	Ms mAb	WB, ICC/IF, IHC-P, IHC-Fr, ELISA

# Hypoxia and Tumor Metabolism

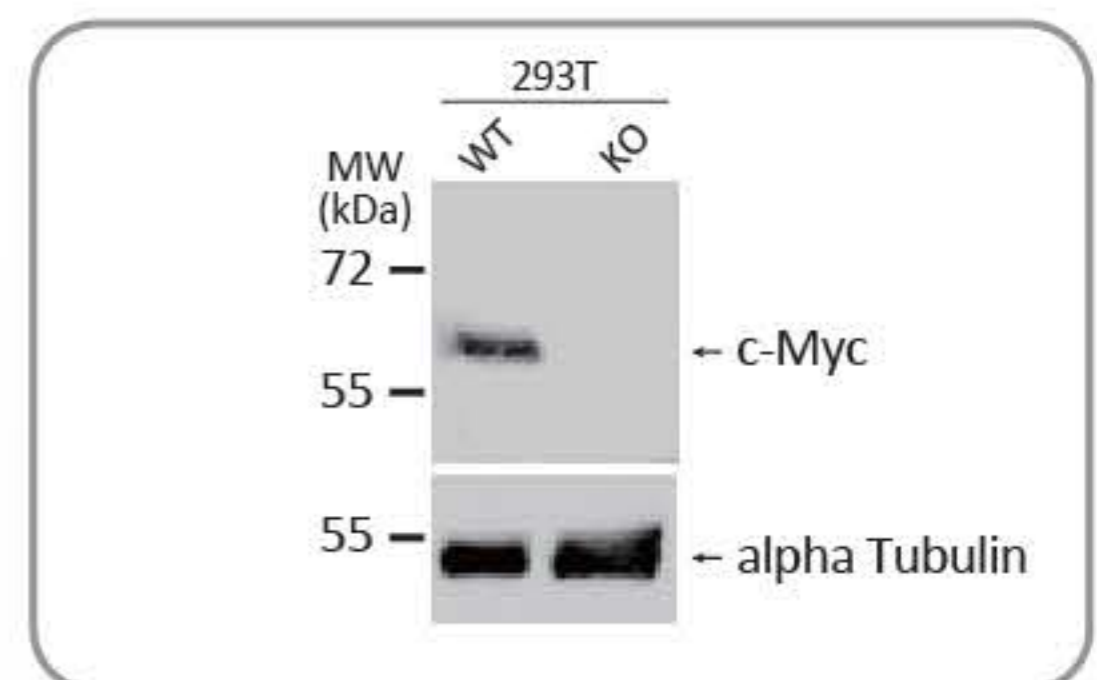
Cat. No.	Product Name	Clonality	Applications
GTX101408	Aldolase A antibody	Rb pAb	WB, IHC-P
GTX102284	Aldolase C antibody	Rb pAb	WB, IHC-Fr
GTX133555	Beclin 1 antibody	Rb pAb	WB, IHC-P
GTX100064	Bcl-2 antibody [N1N2]	Rb pAb	WB, ICC/IF, IHC-P
GTX10433	BNIP3 antibody [ANa40]	Ms mAb	WB, ICC/IF, IP, ELISA, IHC
GTX111876	BNIP3L antibody	Rb pAb	WB, ICC/IF, IHC-P
GTX103436	c-Myc antibody	Rb pAb	WB, ICC/IF, IHC-P, IP, ChIP assay
GTX628459	c-Myc antibody [GT168]	Ms mAb	WB, IHC-P, FACS, IP
GTX114330	COX4 antibody	Rb pAb	WB, ICC/IF, IHC-P, IHC-Fr
GTX628886	COX4 antibody	Ms mAb	WB, ICC/IF, IHC-P
GTX101803	ENO1 antibody [N3C3]	Rb pAb	WB, ICC/IF, IHC-P, Dot
GTX630506	ENO1 antibody [GT186]	Ms mAb	WB
GTX17986	GluT1 antibody [GLUT1/2475]	Ms mAb	IHC-P, Protein Array
GTX129175	GLUT3 antibody	Rb pAb	WB, ICC/IF
GTX105248	Hexokinase 1 antibody	Rb pAb	WB, ICC/IF, IHC-P
GTX111525	Hexokinase II antibody	Rb pAb	WB, ICC/IF, IHC-P
GTX101416	LDHA antibody	Rb pAb	WB, ICC/IF, IHC-P
GTX50366	PDPK1/ PDK1 antibody	Rb pAb	WB, ICC/IF, IHC-P
GTX50093	PDPK1/ PDK1 (phospho Ser241) antibody	Rb pAb	WB, ICC/IF, IHC-P
GTX50857	PKM2 antibody	Rb pAb	WB, ICC/IF
GTX133886	PKM2 (phospho Ser37) antibody	Rb pAb	WB
GTX70214	P53 antibody [DO1]	Ms mAb	WB, ICC/IF, IHC-P, IHC-Fr, FACS, IP, ELISA
GTX102965	P53 antibody	Rb pAb	WB, ICC/IF, IHC-P, IP, ChIP assay
GTX128135	p53 antibody	Rb pAb	WB, IHC-P, IHC-Wm
GTX117515	p53 (mono-methyl Lys372) antibody	Rb pAb	WB, ICC/IF, IHC-P
GTX634168	p53 (phospho Ser46) antibody [GT1018]	Ms mAb	WB, ICC/IF, IHC-P
GTX132995	p53 (phospho Ser15) antibody	Rb pAb	WB, ICC/IF
GTX133905	p53 (phospho Ser6) antibody	Rb pAb	WB
GTX133902	p53 (phospho Ser33) antibody	Rb pAb	WB
GTX133904	p53 (phospho Ser392) antibody	Rb pAb	WB
GTX107614	PGK1 antibody	Rb pAb	WB, ICC/IF, IHC-P, ELISA, PLA
GTX634447	PGK1 antibody [GT21612]	Ms mAb	WB, IHC-P



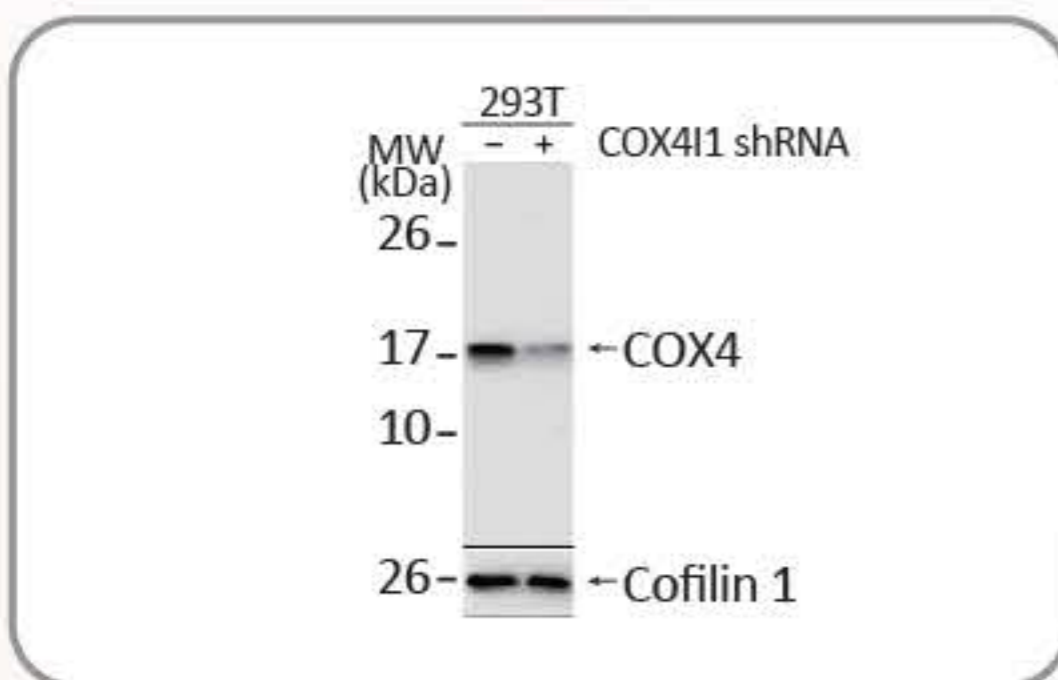
Beclin 1 antibody (GTX133555)



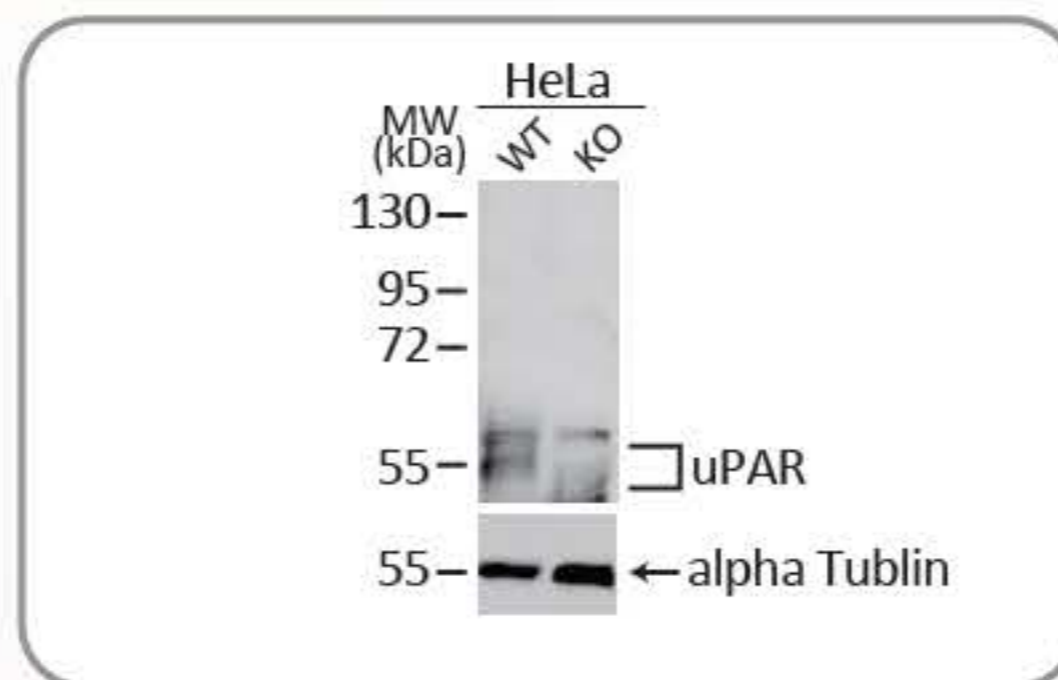
p53 antibody [DO1] (GTX70214)



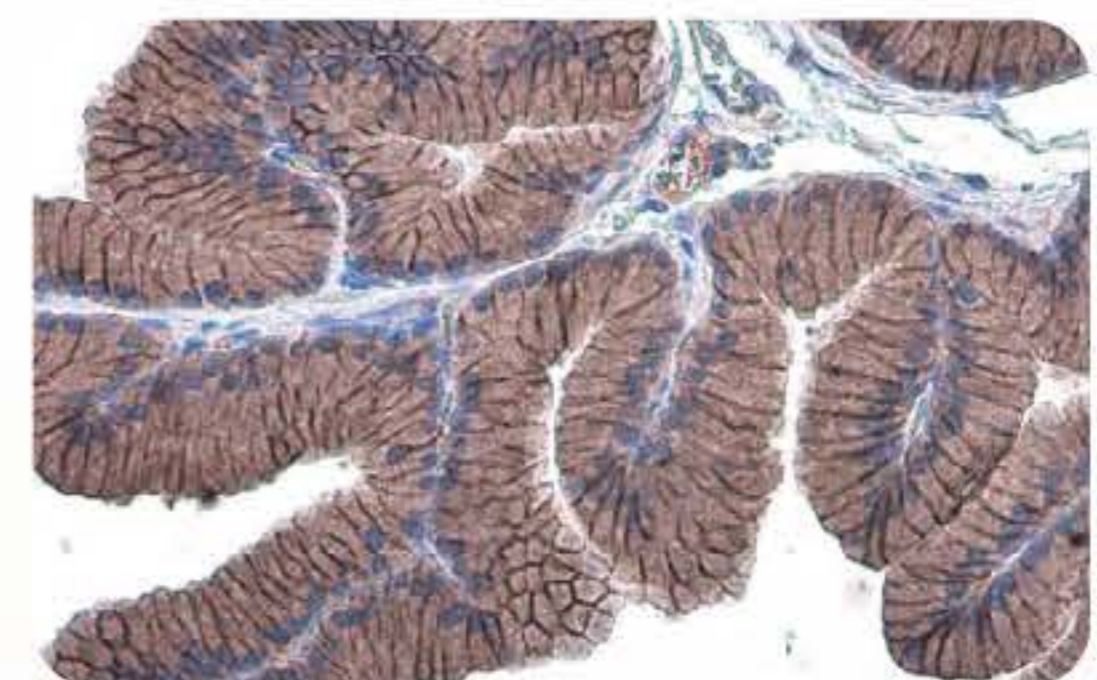
c-Myc antibody (GTX103436)



COX4 antibody (GTX114330)



uPAR antibody (GTX100467)



E-Cadherin antibody

(GTX100443)