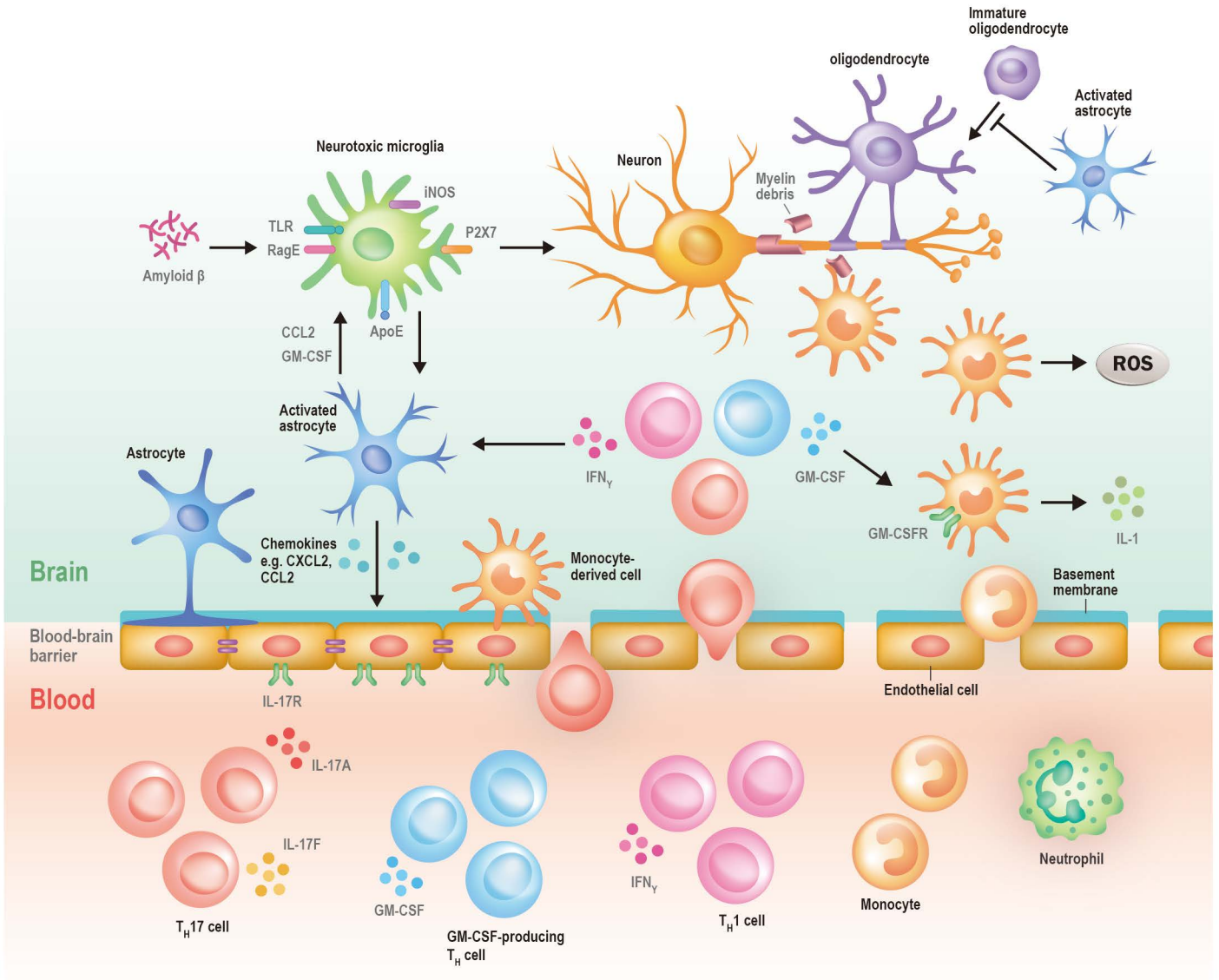


Neuroinflammation

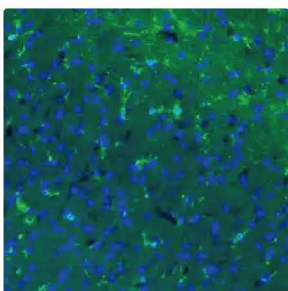
www.genetex.com

- Your Expertise
- Our Antibodies
- Accelerated Discovery

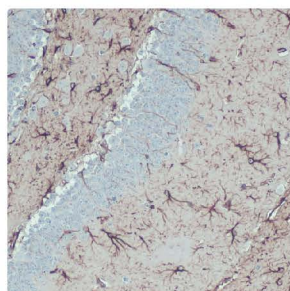


Highlighted Products

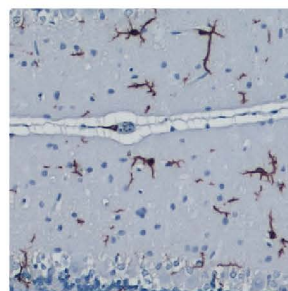
- Recombinant
- Citation Support
- Comparative Abs
- Orthogonal Validation
- Protein Overexpression



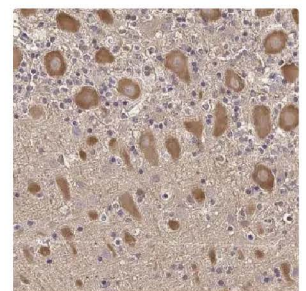
CD11b antibody [HL3097]
(GTX640543)



GFAP antibody [HL1307]
(GTX636725)

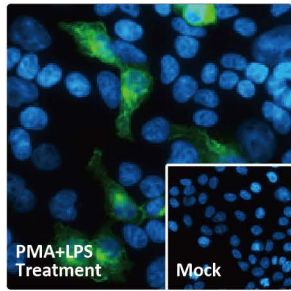


Iba1 antibody [HL22]
(GTX635363)

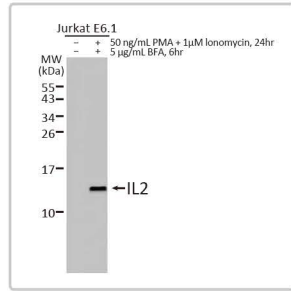




TLR3 antibody [HL2314]
(GTX638477)

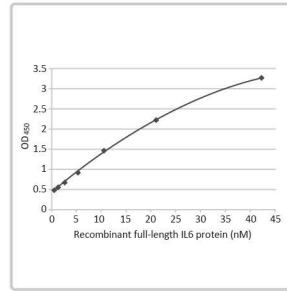
Cytokine and Chemokine






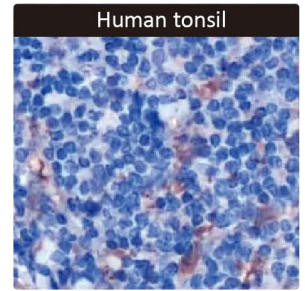
IL1 beta antibody [HL1421]
(GTX636887)   



IL2 antibody [HL2645]
(GTX639104)  




















































IL6 antibody [HL2389]
(GTX638598)   



IL18 antibody [HL1761]
(GTX637411)   








Cytokines and Chemokines

	Cat. No.	Product Name	Clonality	Reactivity	Applications
CCL	 GTX60582	MCP1 / CCL2 antibody [2D8]	Ms mAb	Hu, Ms, Rat, Mk	WB, ICC/IF, IHC-P, IHC-Fr, FACS, ELISA
	 GTX52606	MIP1 alpha / CCL3 antibody [11F16]	Ms mAb	Hu	WB, IHC-P, IHC, Neutralizing/Inhibition
	 GTX53268	CCL25 antibody [7N28]	Rat mAb	Ms	WB, IHC-Fr, Neutralizing/Inhibition
	 GTX108432	CCL28 antibody [N3C3]	Rb pAb	Hu	WB, IHC-P
CX3CL	 GTX74237	CX3CL1 antibody	Rb pAb	Hu, Ms, Rat	WB, ICC/IF, IP, IHC
CXCL	 GTX108435	CXCL1 / GRO alpha antibody [N3C3]	Rb pAb	Hu	WB
	 GTX74085	CXCL2 / GRO beta antibody	Rb pAb	Hu, Ms, Rat	WB, IHC-P, IHC-Fr, ELISA, Functional Assay
	  GTX115959	CXCL8 / IL8 antibody	Rb pAb	Hu	WB, IHC-P, FACS
	  GTX116092	SDF1 / CXCL12 antibody [N1C3]	Rb pAb	Hu, Ms, Rat	WB, ICC/IF
	  GTX108431	CXCL14 antibody [N3C3]	Rb pAb	Hu, Ms	WB, ICC/IF, IHC-P
	 GTX17615	CXCL15 antibody [96708]	Rat mAb	Ms	WB, ELISA
GM-CSF	  GTX632502	CXCL16 antibody [GT516]	Rec Ms mAb	Hu, Ms, Rat	WB, ICC/IF, IHC-P
	 GTX13788	GM-CSF antibody [MP1-22E9]	Rat mAb	Ms	WB, IHC-Fr, FACS, ELISA, ELISPOT..... ¹
IFN	GTX108284	interferon alpha 2 antibody [C1C3]	Rb pAb	Hu	WB, ICC/IF, IHC-P
	GTX108423	Interferon alpha 6 antibody [C1C3]	Rb pAb	Hu	WB
	GTX105681	Interferon alpha 8 antibody [N1C3]	Rb pAb	Hu	WB, IHC-P
	 GTX37658	Interferon beta antibody	Rb pAb	Ms	WB
	 GTX15750	Interferon gamma antibody [B133.5]	Ms mAb	Hu, Ms	WB, IHC-P, FACS, ELISA, IHC..... ²
Interleukin	 GTX74157	IL1 alpha antibody	Rb pAb	Hu	WB, IHC-P, ELISA, Functional Assay
	  GTX74034	IL1 beta antibody	Rb pAb	Hu, Ms, Rat	WB, ICC/IF, IHC-P, IHC-Fr, ELISA, IHC
	  GTX636887	IL1 beta antibody [HL1421]	Rec Rb mAb	Hu, Ms, Rat	WB, ICC/IF, IHC-P, ELISA
	  GTX639104	IL2 antibody [HL2645]	Rec Rb mAb	Hu	WB, IHC-P
	 GTX84295	IL3 antibody [3B11]	Ms mAb	Hu	WB, ICC/IF, IHC-P, IHC-Fr
	   GTX110527	IL6 antibody	Rb pAb	Hu, Ms, Rat	WB, ICC/IF, IHC-P, IHC-Fr
	   GTX638598	IL6 antibody [HL2389]	Rec Rb mAb	Hu	WB, IHC-P, ELISA, Sandwich ELISA
	  GTX131448	IL7 antibody	Rb pAb	Hu	WB
	  GTX640234	IL10 antibody [HL2897]	Rec Rb mAb	Hu	WB, ELISA
	 GTX11446	IL12 antibody [1-1A4]	Ms mAb	Hu, Pig	IHC-Fr, ELISA
	  GTX133781	IL17A antibody	Rb pAb	Hu, Ms, Rat	WB, IHC-P
	   GTX637411	IL18 antibody [HL1761]	Rec Rb mAb	Hu	WB, IHC-P, ELISA, Sandwich ELISA
	 GTX52837	IL19 antibody [1G54]	Ms mAb	Hu	WB, Neutralizing/Inhibition
	 GTX112816	IL21 antibody	Rb pAb	Hu	WB, IHC-P
	 GTX109659	IL22 antibody	Rb pAb	Hu	WB, IHC-P, ELISA
TNF	GTX119293	IL27 antibody [N1C3-2]	Rb pAb	Hu	WB, IHC-P
	GTX131565	IL32 antibody	Rb pAb	Hu	WB, IHC-P
	GTX134566	IL33 antibody	Rb pAb	Hu	WB, ICC/IF, IHC-P
	   GTX110520	TNF alpha antibody	Rb pAb	Hu, Ms, Rat, Bov	WB, ICC/IF, IHC-P, IHC-Fr
	GTX637058	TNF alpha antibody [HL1579]	Rec Rb mAb	Hu	WB
GTX638567	TNF alpha antibody [HL2361]	Rec Rb mAb	Hu	IHC-P, ELISA, Sandwich ELISA	

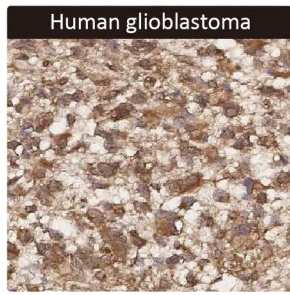
¹ WB, IHC-Fr, FACS, ELISA, ELISPOT, Neutralizing/Inhibition

² WB, IHC-P, FACS, ELISA, IHC, Neutralizing/Inhibition, Sandwich ELISA

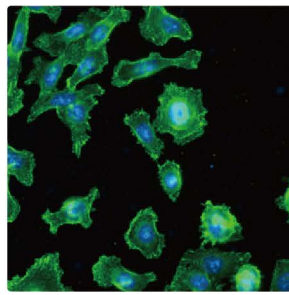
Toll-Like Receptors

	Cat. No.	Product Name	Clonality	Reactivity	Applications
	 GTX130079	TLR1 antibody	Rb pAb	Hu	WB
	GTX102577	TLR2 antibody [N1N2], N-term	Rb pAb	Hu	WB, IHC-P
 	GTX638477	TLR3 antibody [HL2314]	Rec Rb mAb	Hu, Ms, Rat, Cat, Dog	WB, IHC-P
 	GTX75742	TLR4 antibody [HTA125]	Ms mAb	Hu, Ms, Cat, Dog, Gpig, Pig, RMK	WB, ICC/IF, IHC-P, IHC-Fr, FACS, IP, Blocking
	GTX102590	TLR5 antibody	Rb pAb	Hu	WB, IHC-P
	GTX125910	TLR7 antibody	Rb pAb	Hu	WB, IHC-P
 	GTX111547	TLR9 antibody [N1N2], N-term	Rb pAb	Hu, Ms, Tupaia chinensis	WB, ICC/IF, IHC-P

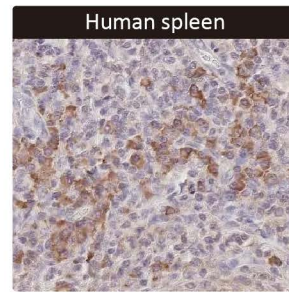
Cytokine & Chemokine Receptors



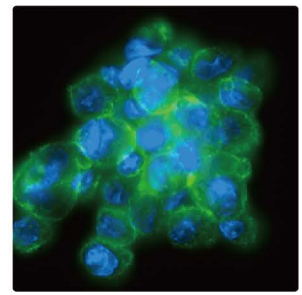
CCR1 antibody [HL3023] (GTX640436)



CCR4 antibody [HL2492] (GTX638850)



CCR5 antibody [HL2780] (GTX639645)



CXCR2 antibody [HL2604] (GTX639056)

Cytokines & Chemokines Receptor

	Cat. No.	Product Name	Clonality	Reactivity	Applications
CCR	GTX640436	CCR1 antibody [HL3023]	Rec Rb mAb	Hu, Ms	WB, ICC/IF, IHC-P
	GTX640472	CCR1 antibody [HL3034]	Rec Rb mAb	Hu	WB, ICC/IF, IHC-P
	GTX638830	CCR4 antibody [HL2481]	Rec Rb mAb	Hu, Ms, Rat	WB, IHC-P
	GTX638850	CCR4 antibody [HL2492]	Rec Rb mAb	Hu	WB, ICC/IF
	GTX639645	CCR4 antibody [HL2780]	Rec Rb mAb	Hu	WB, ICC/IF, IHC-P
	GTX109647	CCR6 antibody [N1N2], N-term	Rb pAb	Hu	WB, IHC-P
	GTX640520	CCR7 antibody [HL3074]	Rec Rb mAb	Hu	ICC/IF, IHC-P
	GTX100343	CCR8 antibody	Rb pAb	Hu	WB, IHC-P
	GTX640497	CCR9 antibody [HL3054]	Rec Rb mAb	Hu	WB, ICC/IF, IHC-P
	GTX640123	CCR10 antibody [HL2852]	Rec Rb mAb	Hu	WB, ICC/IF, Functional Assay
CXCR	GTX639338	CXCR1 antibody [HL2674]	Rec Rb mAb	Hu, Ms, Rat	WB, IHC-P
	GTX639056	CXCR2 antibody [HL2604]	Rec Rb mAb	Hu	WB, ICC/IF, IHC-P, Functional Assay
	GTX640114	CXCR3 antibody [HL2843]	Rec Rb mAb	Hu	WB, ICC/IF
	GTX640535	CXCR3 antibody [HL3089]	Rec Rb mAb	Hu, Ms	ICC/IF, IHC-P
	GTX638646	CXCR4 antibody [HL2424]	Rec Rb mAb	Hu, Ms	WB, ICC/IF, IHC-P
	GTX638647	CXCR4 antibody [HL2425]	Rec Rb mAb	Hu, Ms, Rat	ICC/IF, IHC-P
	GTX100351	CXCR5 antibody [C1C2], Internal	Rb pAb	Hu, Ms	WB, ICC/IF
	GTX640636	CXCR6 antibody [HL3144]	Rec Rb mAb	Hu	IHC-P
	GTX638193	CXCR7 antibody [HL2189]	Rec Rb mAb	Hu, Ms, Rat	WB, ICC/IF, IHC-P, IHC-Fr
	CX3CR GTX27200	CX3CR1 antibody	Rb pAb	Hu, Rat	WB, IHC-P, IHC-Fr, FACS, IP..... ³
GM-CSFR	GTX51383	GM-CSF Receptor alpha antibody	Rb pAb	Hu, Ms	ICC/IF, IHC-P
	GTX54322	IFNAR1 antibody	Rb pAb	Hu	WB
	GTX105770	IFNAR2 antibody	Rb pAb	Hu	WB, ICC/IF
IFN-R	GTX103098	Interferon gamma Receptor 1 antibody	Rb pAb	Hu	WB, ICC/IF, IHC-P
	GTX81601	Interferon gamma Receptor 2 antibody, C-term	Rb pAb	Hu	WB, IHC-P, FACS
	GTX108494	IL1 Receptor 1 antibody [C3], C-term	Rb pAb	Hu	WB, IHC-P
IL-R	GTX108702	IL1 Receptor 2 antibody [N3C3]	Rb pAb	Hu, Ms, Rat	WB, ICC/IF, IHC-P
	GTX01472	IL2 Receptor alpha antibody [PC61.5]	Rat mAb	Ms	IHC-Fr, FACS, IP, Depletion
	GTX101563	IL3 Receptor alpha antibody [N2C2], Internal	Rb pAb	Hu	WB, IHC-P
	GTX134862	IL6 Receptor antibody	Rb pAb	Hu	WB
	GTX01473	IL7 Receptor alpha antibody [A7R34]	Rat mAb	Hu, Ms	IHC-Fr, FACS, IP, Activation, Depletion
	GTX102731	IL10 Receptor alpha antibody	Rb pAb	Hu, Ms	WB, IHC-P
	GTX103166	IL12 Receptor beta2 antibody [N3C2], Internal	Rb pAb	Hu	WB
	GTX103917	IL12 Receptor beta1 antibody [N1C2]	Rb pAb	Hu	WB
	GTX105788	IL13 Receptor alpha 1 antibody	Rb pAb	Hu, Ms, Rat	WB, IHC-P
	GTX127368	IL17 Receptor beta antibody	Rb pAb	Hu	WB
	GTX105688	IL17 Receptor D antibody [N3C2], Internal	Rb pAb	Hu, Ms	WB
	GTX103302	IL22 Receptor alpha 2 antibody	Rb pAb	Hu	WB, IHC-P

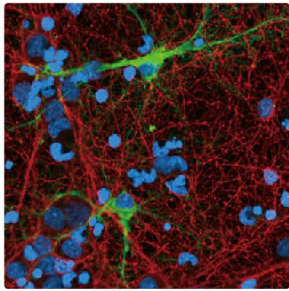
³ WB, IHC-P, IHC-Fr, FACS, IP, Neutralizing/Inhibition




CD Markers

	Cat. No.	Product Name	Clonality	Reactivity	Applications
	GTX04379	CD4 antibody [MSVA-004R] HistoMAX™	Rec Rb mAb	Hu	IHC-P
	GTX44531	CD4 antibody [GK1.5]	Rat mAb	Ms, Golden Syrian Hamster	WB, ICC/IF, IHC-P, IHC-Fr, FACS, IP..... ⁴
	GTX00493	CD8 antibody [LT8]	Ms mAb	Hu, Ms, Mk, Primate	ICC/IF, IHC-P, IHC-Fr, FACS, IP, Blocking
	GTX637068	CD28 antibody [HL1589]	Rec Rb mAb	Hu, Cat, Dog	WB, ICC/IF, IHC-P
	GTX637785	CD32B antibody [HL1948]	Rec Rb mAb	Hu, Rat	WB, ICC/IF, IHC-P
	GTX637644	CD34 antibody [HL1895]	Rec Rb mAb	Hu, Ms	IHC-P, FACS
	GTX637956	CD41 antibody [HL2052]	Rec Rb mAb	Hu	WB
	GTX637231	CD44 antibody [HL1650]	Rec Rb mAb	Hu, Cat, Dog	WB, ICC/IF, IHC-P
	GTX637124	CD133 antibody [HL1631]	Rec Rb mAb	Hu	FACS

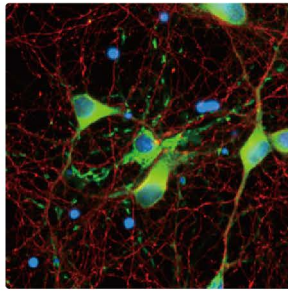
⁴ WB, ICC/IF, IHC-P, IHC-Fr, FACS, IP, Depletion, Neutralizing/Inhibition

Astrocyte Marker



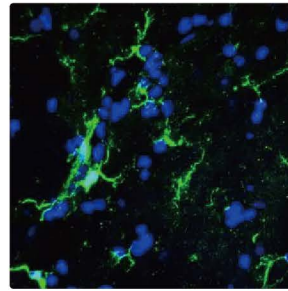
Glutamine synthetase antibody [HL2283] (GTX638336)   

Oligodendrocyte Marker

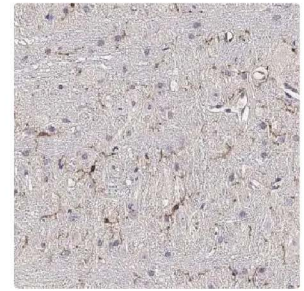


Myelin basic protein antibody [HL1033] (GTX635873)  

Microglia Markers





























Iba1 antibody [HL1880] (GTX637629)   
















TMEM119 antibody [HL2627] (GTX639083)  

Microglia Markers

Cat. No.	Product Name	Clonality	Reactivity	Applications
  GTX640543	CD11b antibody [HL3097]	Rec Rb mAb	Ms, Rat	WB, IHC-P
 GTX134493	CD11b antibody	Rb pAb	Ms, Rat	WB, IHC-P
  GTX116018	CD45 antibody	Rb pAb	Hu, Ms, Rat, Rb	WB, ICC/IF, IHC-P, IHC-Fr, FACS
  GTX04432	CD45 antibody [MSVA-045R] HistoMAX™	Rec Rb mAb	Hu	IHC-P
  GTX41865	CD68 antibody [FA-11]	Rat mAb	Hu, Ms	WB, ICC/IF, IHC-P, IHC-Fr, FACS, IP, IHC
  GTX26640	F4/80 antibody [Cl:A3-1]	Rat mAb	Hu, Ms, Rat	WB, ICC/IF, IHC-P, IHC-Fr, FACS, IP, EM, IHC (Resin sections), IHC, RIA
   GTX635363	Iba1 antibody [HL22]	Rec Rb mAb	Hu, Ms, Rat, Pig	WB, ICC/IF, IHC-P, IHC-Fr, IHC (Free Floating)
  GTX635400	Iba1 antibody [HL22-RT]	Rec Rat mAb	Hu, Ms, Rat	WB, ICC/IF, IHC-P, IHC-Fr
  GTX638147	Iba1 antibody [HL1880-MS]	Rec Ms mAb	Hu, Ms, Rat	WB, ICC/IF, IHC-P, IHC-Fr
  GTX100042	Iba1 antibody	Rb pAb	Hu, Ms, Rat	WB, ICC/IF, IHC-P, IHC-Fr, FACS, IHC, IHC (Free Floating)
  GTX636531	iNOS antibody [HL1213]	Rec Rb mAb	Ms, Rat	WB, ICC/IF, IHC-P
  GTX640100	P2Y12 antibody [HL2829]	Rec Rb mAb	Hu	WB, ICC/IF
  GTX639083	TMEM119 antibody [HL2627]	Rec Rb mAb	Hu, Ms, Rat	WB, IHC-P

Astrocyte Markers

Cat. No.	Product Name	Clonality	Reactivity	Applications
 GTX133151	Aquaporin 4 antibody	Rb pAb	Ms, Rat	WB, ICC/IF, IHC-P, IHC-Fr, IHC (Free Floating)
  GTX108711	GFAP antibody	Rb pAb	Hu, Ms, Rat	WB, ICC/IF, IHC-P, IHC-Fr, IHC
  GTX636725	GFAP antibody [HL1307]	Rec Rb mAb	Hu, Ms, Rat	WB, IHC-P, IHC-Fr
 GTX636726	GFAP antibody [HL1308]	Rec Rb mAb	Ms, Rat	ICC/IF, IHC-P, IHC-Fr
   GTX638336	Glutamine synthetase antibody [HL2283]	Rec Rb mAb	Hu, Ms, Rat, Cat, Dog	WB, ICC/IF, IHC-P
  GTX630654	Glutamine synthetase antibody [GT1055]	Ms mAb	Hu, Ms, Rat	WB, ICC/IF, IHC-P, IHC-Fr
  GTX638273	S100 beta antibody [HL2228]	Rec Rb mAb	Hu, Ms, Rat	WB, ICC/IF, IHC-P

Oligodendrocyte Markers

Cat. No.	Product Name	Clonality	Reactivity	Applications
GTX114542	MAG antibody	Rb pAb	Hu, Ms, Rat	WB, IHC-P, IHC-Fr
 GTX106283	MOG antibody [C2C3], C-term	Rb pAb	Ms, Rat	WB, ICC/IF, IHC-Fr
  GTX635873	Myelin basic protein antibody [HL1033]	Rec Rb mAb	Hu, Ms, Rat	WB, ICC/IF, IHC-P, IHC-Fr
  GTX04435	Myelin basic protein antibody [MSVA-390R] HistoMAX™	Rec Rb mAb	Hu	IHC-P
  GTX636104	OLIG2 antibody [HL1072]	Rec Rb mAb	Ms, Rat	ICC/IF, IHC-P, IHC-Fr